

FWA9500

Rackmount Network Appliance

Performance 2U Network Appliance with
Dual Intel® Xeon® Skylake Scalable Processor & up to 66 GbE Ports



Specifications

CPU	Dual LGA3647 sockets for Intel® Xeon® SKL-SP
Chipset	Intel® C624 PCH chipset
Memory	16x DDR4 DIMMs up to 2666MHz, Max. 512GB RDIMM
Display	1x VGA (via optional IDN100 module)
Ethernet	Onboard: 2x Intel® I210-AT GbE NIC module slots: Max. 8x IBN cards, Max. 66 GbE
Bypass	Via IBN module SKU
Expansion	1x PCI-E x8 slot 1x Mini PCI-E (PCI-E, SATA & USB signal)
IPMI	Optional module, compliant with IPMI 2.0
Storage	Max. 2x 3.5" or 4x 2.5" swappable drive bay 1x M.2 slot (M-key 2280, PCI-E x2 signal) 1x CF socket
TPM	TPM 2.0
I/O	1x LCM 3x LED (Power / HDD / Status) 1x Factory default button (GPIO) 1x RJ45 console 2x USB 2.0 2x MGMT ports (LAN2 share with IPMI NC-SI port)
Power Supply	Full range 800W 1+1 redundant power supply
Dimensions	438 (W) x 600 (D) x 88 (H) mm 17.24" (W) x 23.62" (D) x 3.46" (H)
Weight	20 kg (44.1 lbs)
Operating Temperature	0°C ~ 40°C (32°F ~ 104°F)
Storage Temperature	-20° ~ 70°C (-4°F ~ 158°F)
Operating Humidity	5% ~ 90%
Certification	CE/FCC

Features

- Dual Intel® Xeon® Scalable Processor (SKL-SP)
- 16x DDR4 RDIMM, Max. 512GB
- Max. 8x NIC modules; Max. 64 GbE ports
- Optional IPMI 2.0 module
- 1x PCI-E x8 expansion slot
- 800-watt redundant power supply

Ordering Information

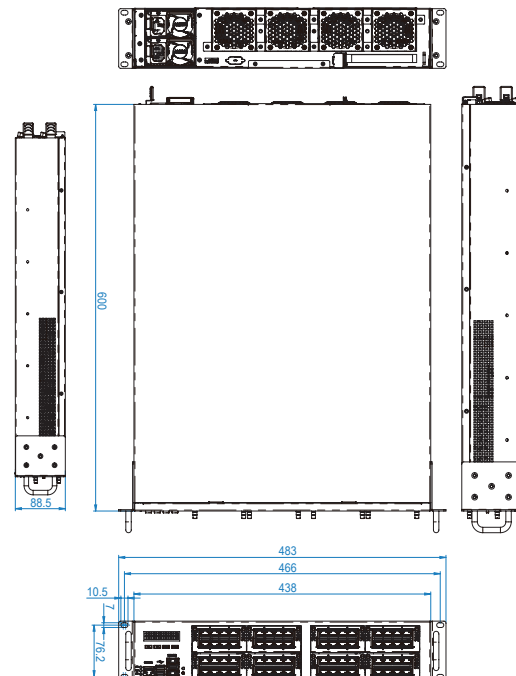
FWA9500	2U Rackmount Appliance, MBN900 Dual Intel® Xeon® SKL-SP, C624 PCH, 16x DDR4 DIMMs, Max. 66 GbE Ports, 800W RPSU, CPU cooler, optional IPMI, 1x PCI-E x8 slot, Barebone without CPU/RAM/HDD/ Drive Bay Kit/IBN Card*
---------	---

* For a complete system, IBN modules & some components must be ordered.

Accessories

PK1-51	Console cable, 160cm
IDN100	IPMI 2.0 module
VGA21A	VGA cable, 40cm

Dimensions

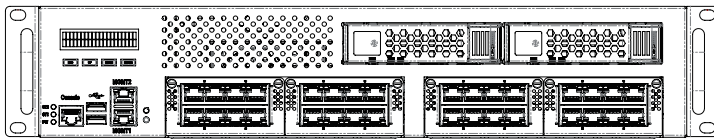


Optional Component BOM

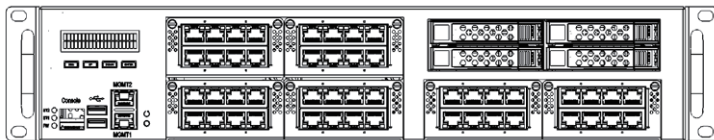
Component BOM	Configuration Options	
Model Kit	Front IOs	Remarks
FWA9500 KIT1	FWA9500-SHD: 4 NIC slots with swappable 2x 3.5" driver bay	For a complete system, component BOM, IBN module tray must be ordered.
FWA9500 KIT2	FWA9500-SHQ: 6 NIC slots with swappable 4x 2.5" driver bay	
FWA9500 KIT3	FWA9500-NIC: 8 NIC slots with internal max. 2x 2.5" drive bay	

Front I/O

FWA9500-SHD



FWA9500-SHQ



FWA9500-NIC

