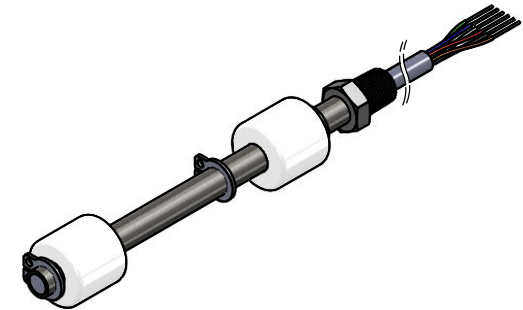
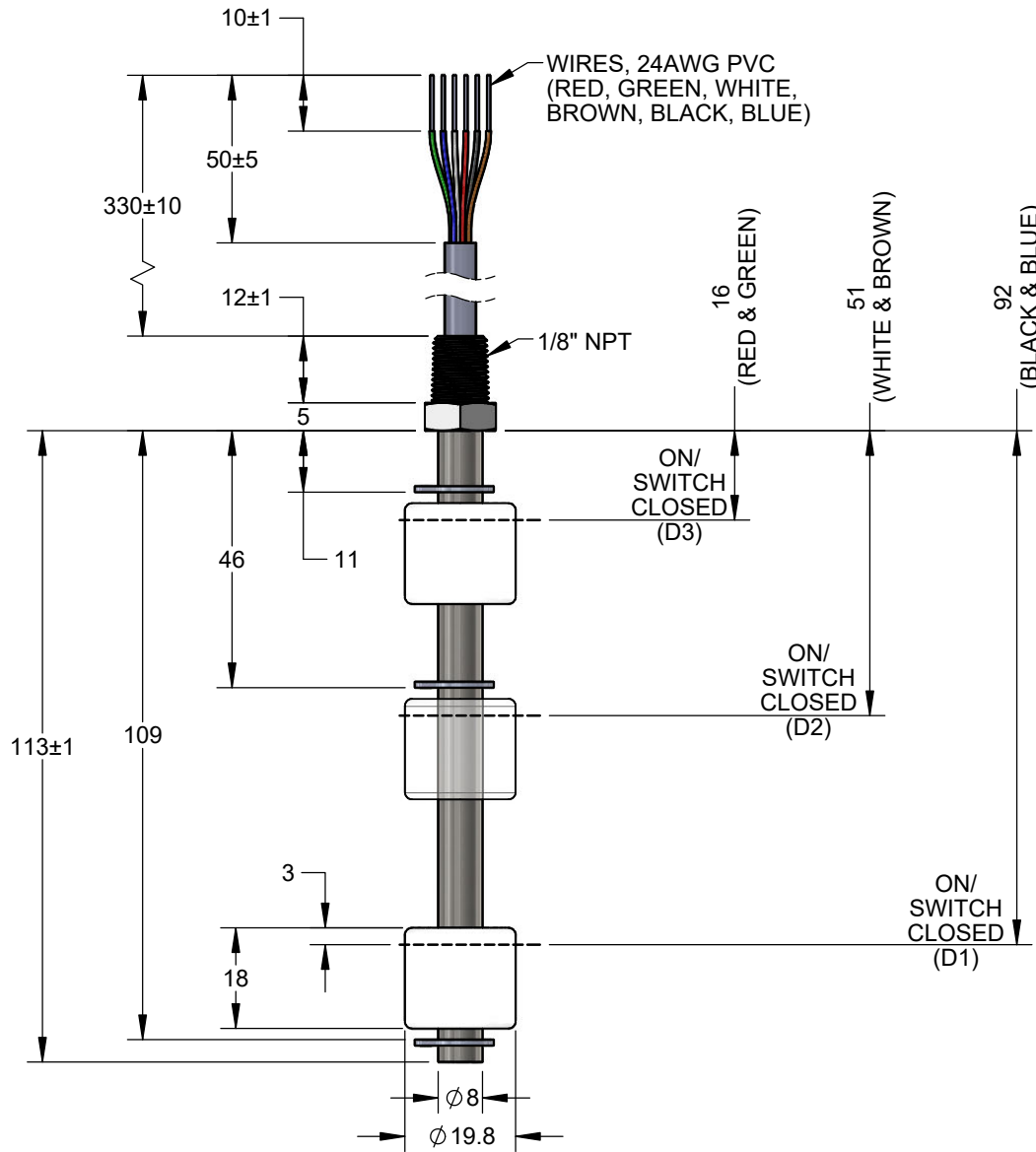
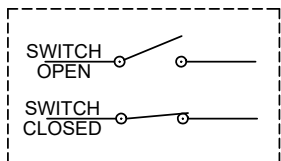


REVISIONS			
MOD No.	REV.	DRAWN BY:	DATE
3889	1	SML	



SPECIFICATIONS	
MAX CONTACT RATING	50 W
MAX SWITCHING VOLTAGE	250 VAC
MIN BREAKDOWN VOLTAGE	600 VDC
MAX SWITCHING CURRENT	0.5 A
MAX CONTACT RESISTANCE	300mΩ
MIN INSULATION RESISTANCE	10 ⁹ Ω
MAX TEMP	80°C
LEVEL D1	NORMALLY CLOSED
LEVEL D2	NORMALLY OPEN
LEVEL D3	NORMALLY OPEN
MATERIAL	
STEM	SS 304
FLOAT	PP WHITE
E-RING	SS 304



UNLESS OTHERWISE SPECIFIED
 BREAK SHARP EDGES .003-.015. REMOVE ALL BURRS.
 SURFACES TO BE SQUARE &/OR PARALLEL W/IN .127
 X/X = ±1/64" .XXX = ±.005"
 .X = ±.030" .XXXX = ±.001"
 .XX = ±.010" ANGLES = ±2° SURFACE FINISH 32/√

BREAK SHARP EDGES .08-.4. REMOVE ALL BURRS.
 SURFACES TO BE SQUARE &/OR PARALLEL W/IN .127
 .Xmm = ±0.5mm
 X.XXmm = ±0.3mm
 X.XXXmm = ±0.15mm

55 Barnes Park Rd. North
 Wallingford, CT 06492
 Telephone: (203) 294-5800
 www.smdsensors.com

STRAIN MEASUREMENT DEVICES

TITLE: **FLOAT SWITCH (FM10-1111-AME2)**

DATE: 9/16/20	SCALE: 3:4	DIM: mm	DRAWN: SML	CHECKED: FP	NEXT ASSY: -	REV: 1
DWG No. SMD8710			USED ON: -		SHT 1 OF 1	