

## SUMMARY

### # Wires

Low voltage 5



*Image is for illustrative purpose only*

Series	0F
Termination type	Male crimp
IP rating	67 mated (mating interface)
AWG wire size	26.00 - 22.00
Cable Ø	3.80 - 9.00 mm
Status	Active

### Download

[Request a quote](#)

[Eplan](#)

[Catalog](#)

[See video assembly instructions](#)

## TECHNICAL DETAILS

### Mechanics

Shell Style/Model	FG*: Straight plug
Keying	3 keys (beta=150, gamma=60, plug: male contacts, receptacle: female contacts)
Housing Material	Aluminium (nickel plated [SAE AMS QQ N 290], anthracite color) shell and nut, other pieces beryllium copper
Weight	6.36 g

### Performance

Configuration	0F.305 : 5 Low Voltage
Insulator	L: PEEK (UL 94 / V-0/1.5)
Rated Current	6.5 Amps

### Specifications

Contact Type:	Crimp
Contact Retention:	22 N
Contact Dia.:	0.7 mm (0.028in)
Bucket Dia.:	0.8 mm (0.031in)
Min. Conductor:	0.14 mm <sup>2</sup> (AWG 26)
Max. Conductor:	0.34 mm <sup>2</sup> (AWG 22)
R (max):	6.1 mOhm
Vtest (contact-shell):	1200 V (AC), 1700 V (DC)

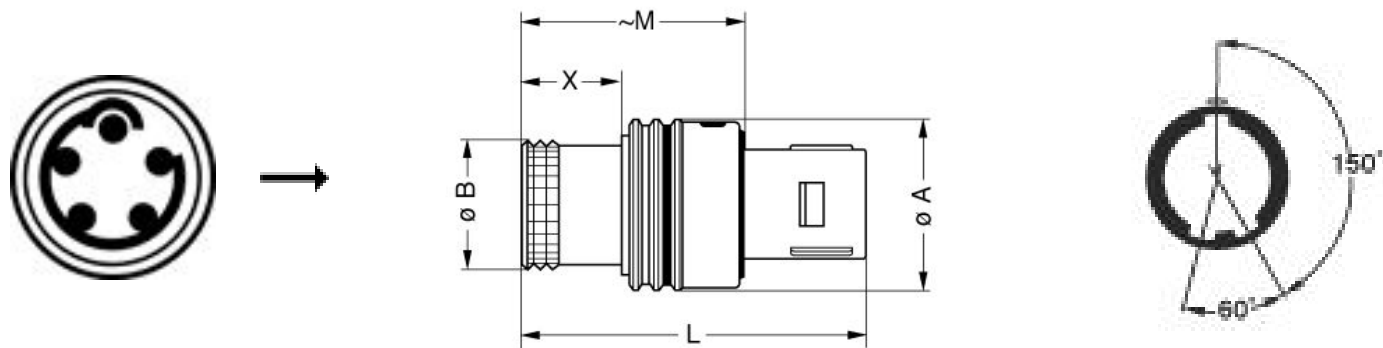
LEMO products and services are provided "as is". LEMO makes no warranties or representations with regard to LEMO product & services or use of them, express, implied or statutory, including for accuracy, completeness, or security. The user is fully responsible for his products and applications using LEMO components.

Vtest (contact-contact): 1250 V (AC), 1770 V (DC)

Others

- Endurance (Shell): 300 mating cycles
- Temp (min / max): -15°C / +200°C
- Humidity (max): <=95% [at 60 deg C / 140 F]
- Vibration: 15 g [10 Hz - 2000 Hz]
- Shock Resistance: 100 g [ 6 ms]
- Climatical Category: 15/200/21 (Aluminium shell)

DRAWINGS



Dimensions

	A	B	L	M	X
mm.	12	9	27.5	17.8	8
in.	0,47	0,35	1,08	0,70	0,31

RECOMMENDED BY LEMO




Tools

- Crimp Tool: [DPC.91.701.V](#)
- Crimp settings: AWG/Selector = 22-24-26/6-5-5
- Positionner: [DCE.91.070.BVC](#)

LEMO products and services are provided “as is”. LEMO makes no warranties or representations with regard to LEMO product & services or use of them, express, implied or statutory, including for accuracy, completeness, or security. The user is fully responsible for his products and applications using LEMO components.

Extractor: [DCF.93.070.4LT](#)  
Replacement contact: FGG.0B.555.ZZC

Cables

CMN.05.T22.051QGZE	TPR (medical)	Grey	
150250	PVC	Grey	
50090	PVC	Black	
50140	PVC	Grey	

LEMO products and services are provided “as is”. LEMO makes no warranties or representations with regard to LEMO product & services or use of them, express, implied or statutory, including for accuracy, completeness, or security. The user is fully responsible for his products and applications using LEMO components.