

PSE Technology Corporation

SPECIFICATION FOR APPROVAL

CUSTOMER	_____
NOMINAL FREQUENCY	25.000000 MHz
PRODUCT TYPE	TYPE F9 5x3.2 GLASS SEALED CRYSTAL
PART NUMBER	F92500042
CUSTOMER P/N	_____
ISSUE DATE	August 27, 2012
VERSION	C

APPROVED	PREPARED	QA
<i>Brenda</i>	<i>Nikhi Lu</i>	<i>Becky Lin</i>
APPROVED BY CUSTOMER		
Please return one copy with approval to PSE-TW		

PSE Technology Corporation

No.2, Tzu-Chiang 5th Rd., Chung Li Industrial Park,
 Chung Li City, Taoyuan County, Taiwan (R.O.C.)
 TEL:886-3-451-8888
 FAX:886-3-461-3865
<http://www.saronix-ecera.com.tw/>

- *RoHS Exemption
- *HF-Halogen Free
- *REACH Compliant

A Company of PERICOM Semiconductor Corporation

TYPE F9 5x3.2 GLASS SEALED CRYSTAL

F92500042

VER.C 27-AUG-12

VERSION HISTORY

Version No.	Version Date	Customer Receipt Date	Supplier Receipt Date	Description	Notes
A	Oct. 11, 2010			Initial Release	
B	Apr. 11, 2011			Updated Suggested IR Reflow Profile & Format	
C	Aug. 27, 2012			Updated mechanical drawing	

TYPE F9 5x3.2 GLASS SEALED CRYSTAL

F92500042

VER.C 27-AUG-12

ELECTRICAL SPECIFICATIONS

Item	Symbol	Specifications	Units	Notes
Nominal Frequency	Fn	25.000000	MHz	
Mode of Oscillation	MO	AT Cut-Fundamental		
Calibration Load Capacitance	CL	18	pF	
Calibration Tolerance	FL	± 20	ppm	at 25°C±3°C
Operating Temperature Range	TR	-20 to +70	°C	
Frequency Stability(Frequency Deviation over the Operating Temperature Range)	F/T	± 50	ppm	Reference to the Frequency at 25°C
Operating Drive Level		10	μW	
Maximum Drive Level		100	μW	
Equivalent Series Resistance	ESR	50	Ω	Max.
Shunt Capacitance	C0	5	pF	Max.
Aging at 25°C		± 5	ppm	Max, 1st year
Storage Temperature		-55 to +125	°C	
Insulation Resistance		500	MΩ	Min

TYPE F9 5x3.2 GLASS SEALED CRYSTAL

F92500042

VER.C 27-AUG-12

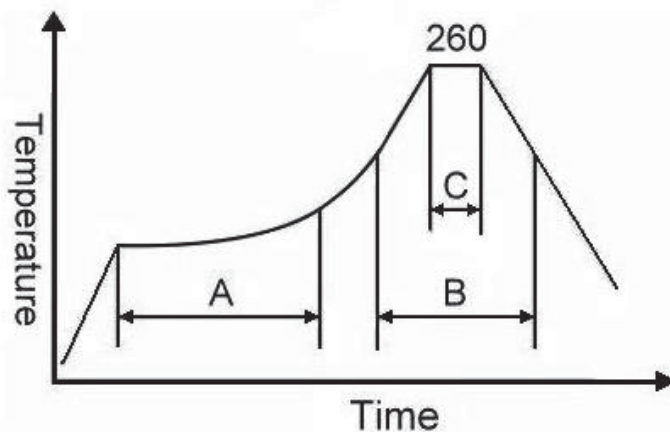
RELIABILITY SPECIFICATIONS

MECHANICAL AND ENVIRONMENTAL RATINGS:

- a) FINE LEAK TEST: JESD22-A109 (Condition 1A)
- b) GROSS LEAK TEST: JESD22-A109 (Condition C)
- c) MOISTURE RESISTANCE: JESD22-A113
- d) SHOCK: JESD22-B104 (Condition B)
- e) SOLDERABILITY : (RoHS version): J-STD-002
- f) VIBRATION: JESD22-B103
- g) SOLVENT RESISTANCE: JESD22-B107
- h) RESISTANCE TO SOLDERING HEAT (RoHS version): J-STD-020D Table 5.2 Pb free devices (3 cycles max)

SUGGESTED IR REFLOW PROFILE

*As per IPC-JEDEC J-STD-020D



Note:

	Stage	Temperature	Time
A	Preheat	150~200°C	60~120 Sec
B	Primary Heat	217°C	60~150 Sec
C	Peak	260°C	10 Sec

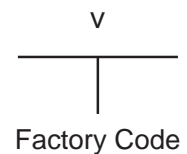
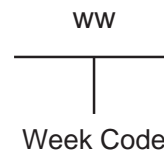
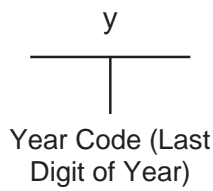
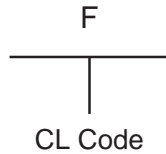
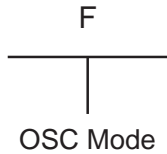
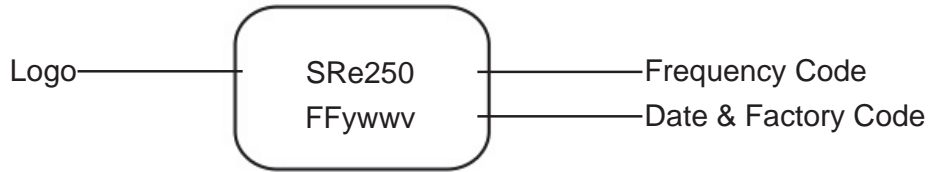
For soldering reflow profile and reliability test ratings go to: <http://www.pericom.com/pdf/sre/reflow.pdf>

TYPE F9 5x3.2 GLASS SEALED CRYSTAL

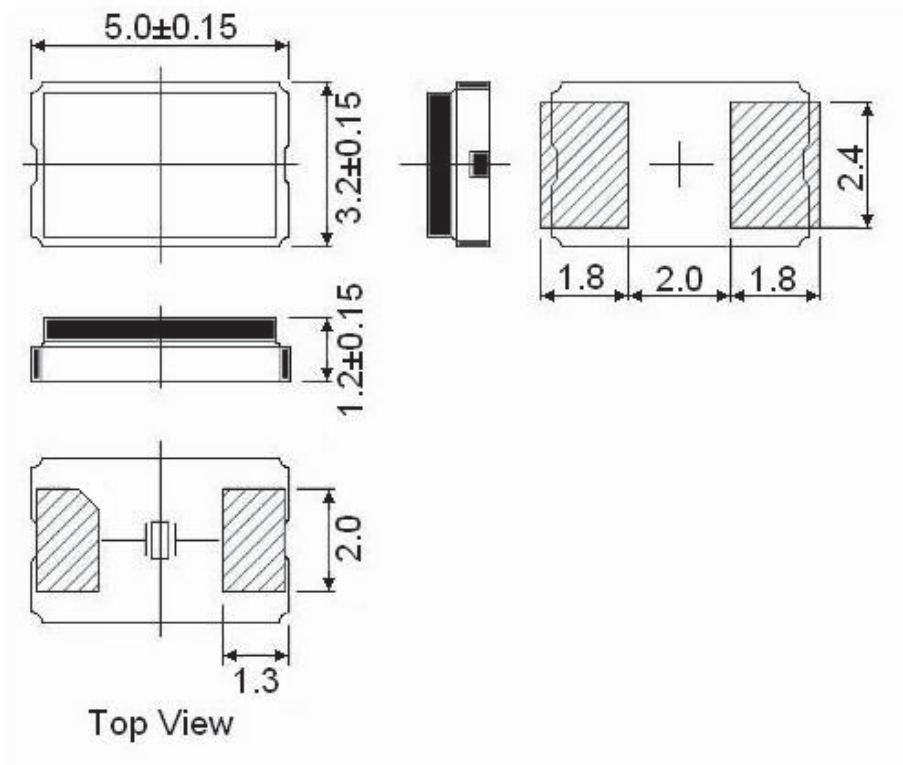
F92500042

VER.C 27-AUG-12

MARKING



MECHANICAL DRAWINGS (Scale: None. Dimensions are in mm.)



Note:

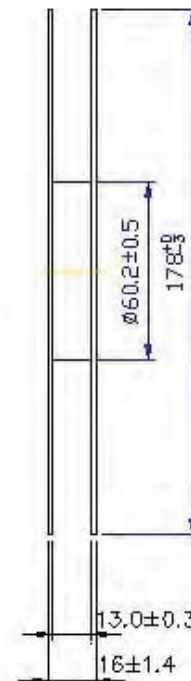
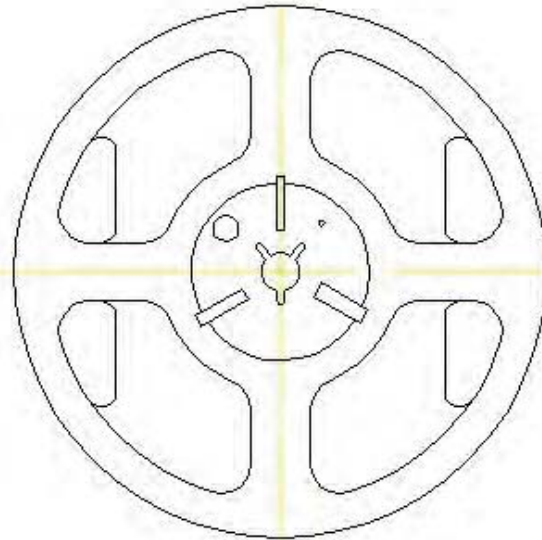
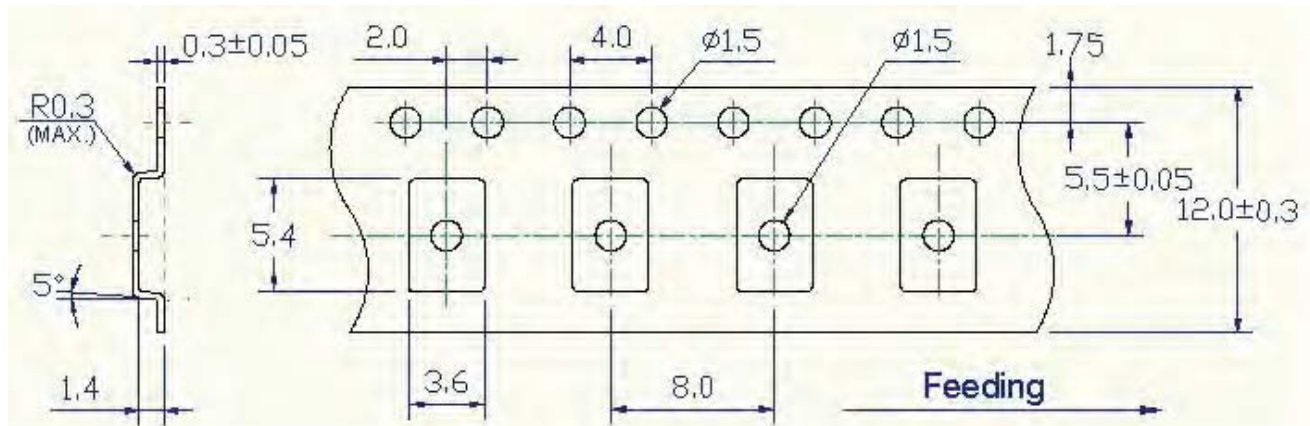
Pin shape is only for reference, and the Pin with chamfer or without chamfer is based on the real product.

TYPE F9 5x3.2 GLASS SEALED CRYSTAL

F92500042

VER.C 27-AUG-12

Tape & Reel



1. 230mm minimum leader which consist of carrier and/or tape followed by a minimum of 160mm of empty carrier tape sealed with cover tape.
2. 160mm minimum trailer of empty carrier tape sealed with cover tape.

TYPE F9 5x3.2 GLASS SEALED CRYSTAL

F92500042

VER.C 27-AUG-12

PACKING

