


X HAPTICORE

by XEELTECH

EVAL KIT
HAPTICORE 34-P001X2

13.03.2023



EVAL KIT

HAPTICORE 34-P001X2

REINVENTING USER EXPERIENCE

With HAPTICORE we make user experiences truly immersive and intuitive. Our game-changing HAPTICORE encoder unites all the benefits of a mechanical rotary with a freely programmable haptic device.

HAPTICORE generates real, mechanical haptic feedback for intuitive human-machine interfaces (HMI) control. Our patented MR (magnetorheological) technology provides revolutionary haptic control interactions with real-time feedback, only with the use of software: intuitive, accurate, fast, and personalized!



JOIN THE HAPTIC REVOLUTION

The **Eval Kit HAPTICORE 34-P001X2** is your entrance into the world of adaptive haptic technologies by XeelTech. Designed to evaluate the performance of our HAPTICORE technology, both within our test environment and your prototype.

For an easy start, you can use the **HAPTICORE Xperience** application, our plug-and-play test software with a preselection of haptic feedback patterns. Once you gain your first experience, you can remove the HAPTICORE from its stand, mount it in your prototype, and use the **Customer Test App**, to create tailored haptic feedback patterns for every interaction with your HMI.

Explore unlimited haptic patterns – it is only a matter of software

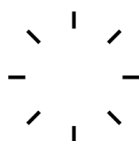
With our fully programmable technology, any haptic feedback pattern can be created for a more intuitive and tailored user experience. The number and strength of ticks per rotation as well as the rotation angles and rotation resistance can be customized and combined to your needs. But the HAPTICORE can not only adapt its haptic feedback pattern. Also, the feel of every haptic sensation can be adjusted via software. Here are only a few examples of haptic feedback patterns:



Fine Tick



Medium Tick



Rough Tick



Lock



Interstage



Barrier



Barrier ticks



Rough Tick



Contrasting directional feedback



Speed adaptive feedback

Scope of delivery



Hardware

HAPTICORE 34-P001X2 with removable cover

Stand (HAPTICORE pre-mounted but removable)

HAPTICORE connection cable

Does **NOT** include HAPTICORE Control Unit Pro (required to operate Eval Kits)

Software

HAPTICORE Xperience (Quick Start Demo Software)

HAPTICORE Customer Test App (for advanced testing and prototyping)

Documentations

Quickstart Guide

HAPTICORE Haptic Functions Documentation

HAPTICORE Firmware Update Guide

HAPTICORE .NET Library Documentation

HAPTICORE Serial Communication Protocol Documentation

Libraries

HAPTICORE .NET Library

Find the complete software package at www.xeeltech.com/downloads

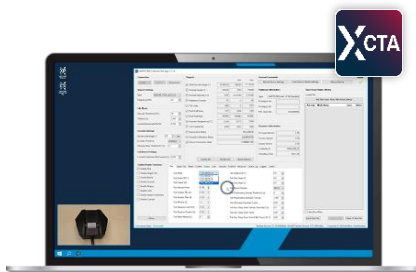
HAPTICORE Software Solutions

The HAPTICORE Eval Kit includes the use of our HAPTICORE software solutions. The software includes the HAPTICORE Xperience, the Customer Test App as well as the Haptics Generator, which help you experience our technology and design your own haptic feedback patterns.

Of course, we will provide you with everything you need to know to build your own haptic modes from documentation and video tutorials to personal assistance via our team of integration engineers.

X HAPTICORE XPERIENCE

- › Plug & Play application for all HAPTICORE encoders
- › Discover the freely programmable haptic feedback
- › Present HAPTICORE to your colleagues & customers



X HAPTICORE XCUSTOMER TEST APP

- › Modify all parameters within a single application
- › Live access to all sensor data and data log
- › Import, save and export your haptic feedback modes

X HAPTICORE XHAPTICS GENERATOR

- › Graphical visualization for easy modeling
- › Customize and fine-tune individual haptic sensations
- › Adjust the forward and backward rotation behavior



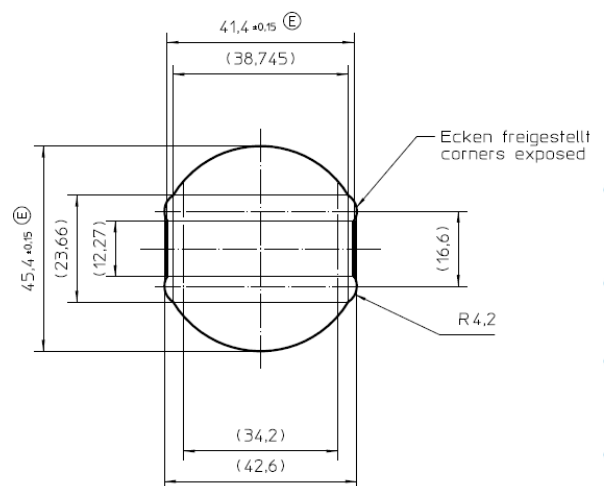

Documentation & tutorials

With the software bundle, you get access to extensive documentation that will help you become an expert haptic designer in no time. In addition, a series of video tutorials are included to help you quickly master your HAPTICORE Eval Kit.

Visit www.xeeltech.com/support to learn more.

Dimensions

Eval Kit HAPTICORE 34-P001X2



Recommended panel thickness: 4.5 mm

Disassembling the Eval Kit HAPTICORE 34-P001X2

Removing the HAPTICORE 34 from its stand

The Eval Kit HAPTICORE 34-P001X2 comes in a pre-assembled test kit consisting of the actuator, cover, and stand. The HAPTICORE 34 can easily be removed from its stand by unscrewing the plastic nut holding the HAPTICORE 34 in place.

Please only tighten the plastic nut by hand. Tools can easily damage the plastic nut.



Removing the cover of the HAPTICORE 34

The cover of the Eval Kit HAPTICORE 34-P001X2 is removable and can be replaced with the cover you are looking to use for your product. To remove the cover, firmly pull on the cover. This is easiest when the HAPTICORE 34 is still mounted in its stand, as the stand provides you with a firm grip.

Product data

HAPTICORE 34-P001X2

The HAPTICORE 34-P001 is your versatile all-rounder optimized for high performance in demanding applications.

To learn more about the technical specifications technical specifications and performance data visit the HAPTICORE 34-P001X2 product.

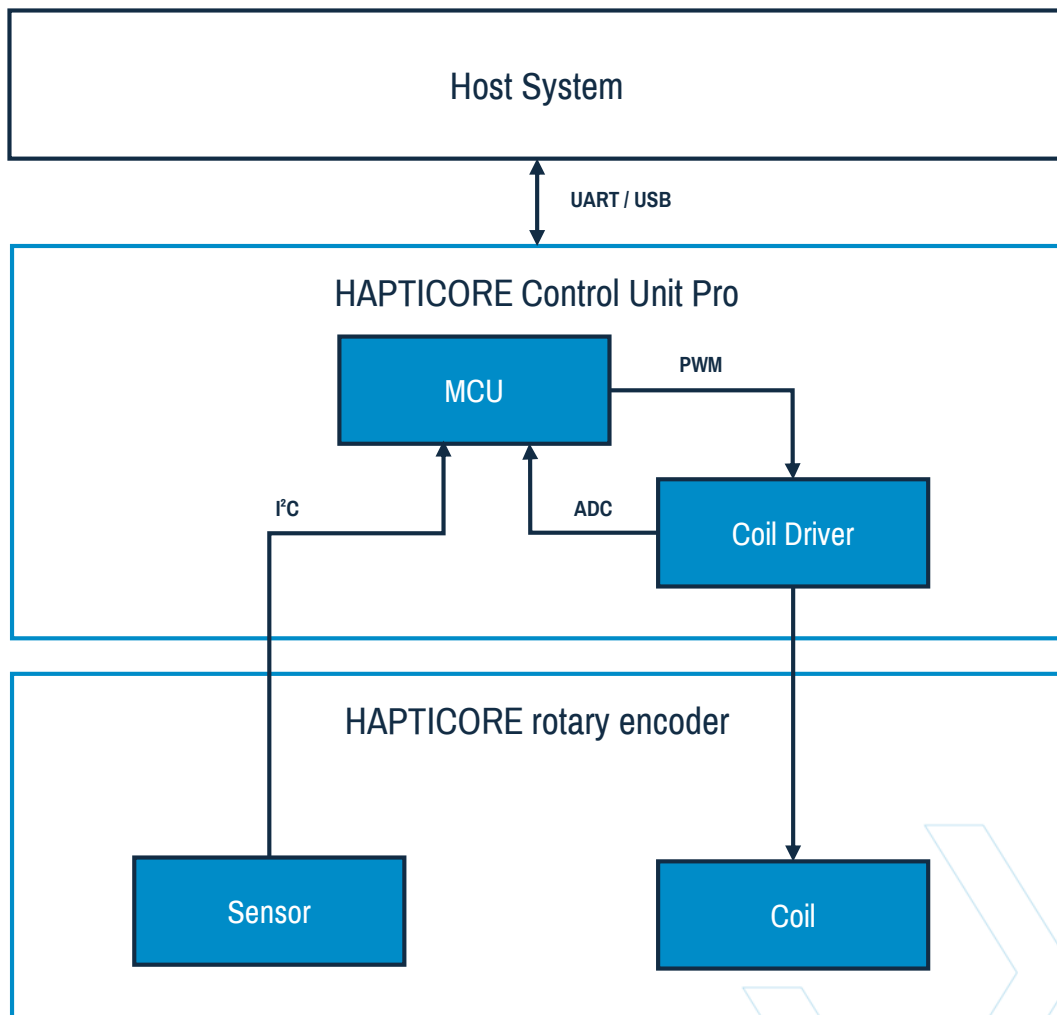
[Learn more](#)



System configuration

HAPTICORE Eval Kits are your entry to our world of programmable haptic feedback and to help you build your first prototype. To make this process as easy as possible the Eval Kits are designed to work with the HAPTICORE Control Unit to let you connect your Eval Kit to your computer as well as integrate them into your prototype.

The diagram below shows the system configuration and communication setup for your Eval Kit. Please note that the HAPTICORE Control Unit Pro will not be required for the integration into your serial product.



Contact XeelTech



If you need assistance, please don't hesitate to get in touch with us.



Montafonerstraße 68
AT-6771, St. Anton im Montafon



Tel: +43 5552 93081-0
Fax: +43 5552 93081-9300



mail@xeeltech.com
www.xeeltech.com

Or visit our support section at www.xeeltech.com/support where you can find all of our HAPTICORE Software Solutions, helpful FAQs, and video tutorials.