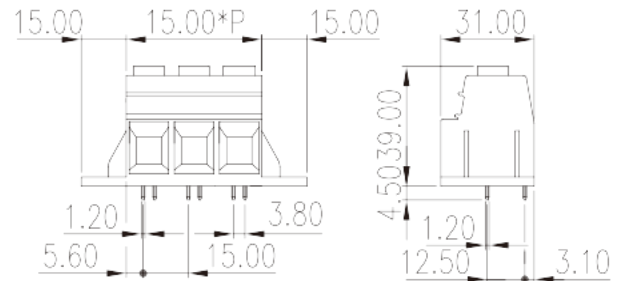


# ESK150VM-XXP

PCB Terminal Blocks > PCB Terminal Blocks

Date:2023-01-26Version:1.1



The web catalog is for reference only. Dinkle remains the right of product modification and engineering change of the design. The final product is made according to engineering drawing.

## Product Description

Pitch : 15.00mm, 600V, 115A (FW2)/125A (FW1)

## General information

Short description	PCB Terminal Blocks, Screw Connection
Category	PCB Terminal Blocks
Pitch (mm)	15.00
Color	Green (default)
Connection method	Screw Connection
Type of locking	Without
Length (mm)	$15.00 \times (P-1) + 45.00$
Width (mm)	31
Height (mm)	39
Pin demensions (Thickness x Width)(mm)	1.2x1.2
PCB hole diameter (mm)	1.7
Number of positions	02P~09P
Level	Single level

## Material information

Insulation material	PA
---------------------	----

Insulation material group	I
Flame retardant rating , compliant with UL94	V0
Insulation resistance	□500MΩ at DC 500V
Conductor material	COPPER ALLOY
Plating of conductor surface	Tin PLATED

## Connection data-IEC

Rated voltage (V)	1000
Rated current (A)	125
Rated voltage (II/2)(V)	1000
Rated voltage (III/2) (V)	1000
Rated voltage (III/3)(V)	800
Rated impulse voltage (II/2)(KV)	8
Rated impulse voltage (III/2)(KV)	8
Rated impulse voltage (III/3)(KV)	8
Conductor cross section solid. min (mm <sup>2</sup> )	0.5
Conductor cross section solid.max (mm <sup>2</sup> )	35
Conductor cross section stranded. min (mm <sup>2</sup> )	0.5
Conductor cross section stranded. max (mm <sup>2</sup> )	35
Conductor cross section flexible, with min ferrule without plastic sleeve (mm <sup>2</sup> )	0.25
Conductor cross section flexible, with max ferrule without plastic sleeve (mm <sup>2</sup> )	35
Conductor cross section flexible, with min ferrule with plastic sleeve (mm <sup>2</sup> )	0.25
Conductor cross section flexible, with max ferrule with plastic sleeve (mm <sup>2</sup> )	35
2 conductors with same cross section, solid, min (mm <sup>2</sup> )	0.5
2 conductors with same cross section, solid, max (mm <sup>2</sup> )	6
2 conductors with same cross section, stranded, min (mm <sup>2</sup> )	0.5
2 conductors with same cross section, stranded, max (mm <sup>2</sup> )	6
Screw thread	M5
Slotted screwdriver size (Blade thickness x Width)(mm)	1.0x5.5
Rated torque (N.m)	3.8
Stripping Length (mm)	18

## Connection data-UL

Rated voltage (UL/CUL Group B)(V)	600
Rated current (UL/CUL Group B)(A)	115(FW2),125(FW1)
Rated voltage (UL/CUL Group C)(V)	600
Rated current (UL/CUL Group C)(A)	115(FW2),125(FW1)
Rated voltage (UL/CUL Group D)(V)	600
Rated current (UL/CUL Group D)(A)	5
Min. solid wire connection (AWG) acc. to UL/CUL	2
Max. solid wire connection AWG acc. to UL/CUL	20
Min. stranded wire connection AWG acc. to UL/CUL	2
Max. stranded wire connection AWG acc. to UL/CUL	20

## Environment & Safety

Finger protection (YES or NO)	YES
Operating temperature. max (°C)	120
Operating temperature. min (°C)	-40

## UL Recognized

Wire Range (Group B)(AWG)	20~2
Rated voltage (Group B)(V)	600
Rated current (Group B)(A)	115(FW2),125(FW1)
Wire Range (Group C)(AWG)	20~2
Rated voltage (Group C)(V)	600
Rated current (Group C)(A)	115(FW2),125(FW1)
Wire Range (Group D)(AWG)	20~2
Rated voltage (Group D)(V)	600
Rated current (Group D)(A)	5

## CUL Recognized

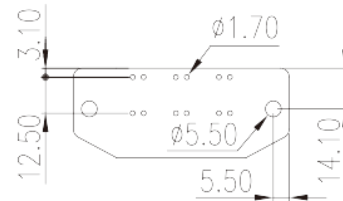
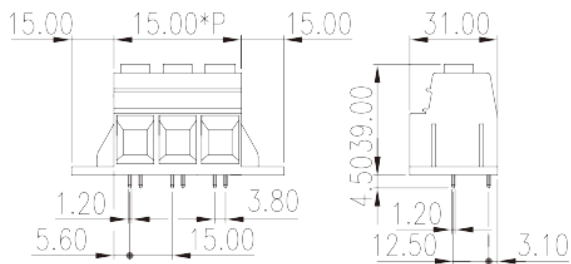
Wire Range (Group B)(AWG)	20~2
Rated voltage (Group B)(V)	600
Rated current (Group B)(A)	115(FW2),125(FW1)
Wire Range (Group C)(AWG)	20~2
Rated voltage (Group C)(V)	600

Rated current (Group C)(A)	115(FW2),125(FW1)
Wire Ranget (Group D)(AWG)	20~2
Rated voltage (Group D)(V)	600
Rated current (Group D)(A)	5

## VDE Approval

Wire Range (mm <sup>2</sup> )	0.5~35
Rated voltage (V)	1000
Rated current (A)	125

## Drawings



## Approvals

