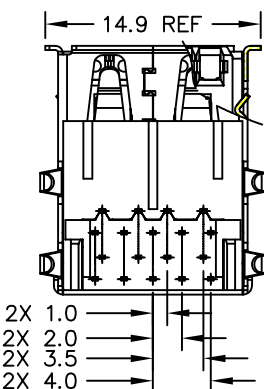
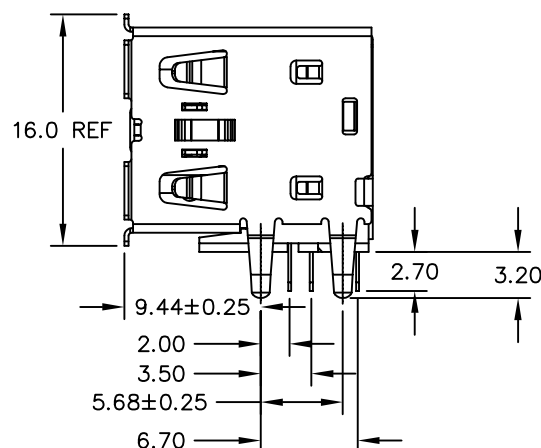
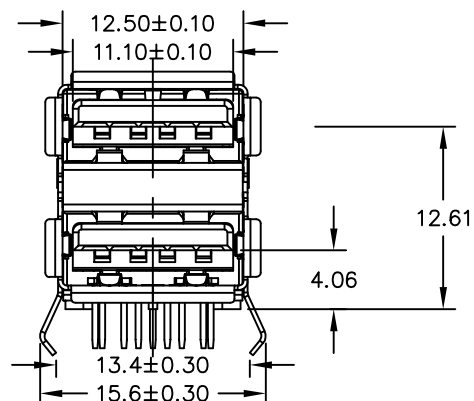


P.C.B. LAYOUT (COMPONENT SIDE)
DEFAULT TOLERANCE: ± 0.05



DIMENSIONS ARE IN INCHES [MILLIMETERS] WITH THE FOLLOWING TOLERANCES: [MILLIMETERS] ARE FOR REFERENCE ONLY.
.X = ± 0.25
.XX = ± 0.20

Specification:

1. Current Rating: 1.8AMP for Pin1 and Pin4, 0.25AMP for Other contacts .
2. Voltage Rating: 30V.
3. Insulation Resistance: 100M Ω Min.
4. Contact Resistance:
30m Ω Max for Pin1 & Pin4 and Pin10 & Pin13;
50m Ω Max for Other contacts.
5. Dielectric Withstanding Voltage: 100V AC (RMS)
6. Contact Area golden plating thickness: 15u

11	5p short terminal	C2680	5P	T=0.2mm
10	5p long terminal	C2680	5P	T=0.2mm
9	4p short terminal	C5191	4P	T=0.2mm
8	4p long terminal	C5191	4P	T=0.2mm
7	Middle cover	SUS 304	1Pcs	T=0.3mm
6	Cover	SPCC	1Pcs	T=0.3mm
5	Shell	SPCC/C2680	1Pcs	T=0.3mm
4	Stopper	PBT HF	1Pcs	Blue
3	Insert mold short conector	PBT HF	1Pcs	Blue
2	Insert mold long conector	PBT HF	1Pcs	Blue
1	Housing	PBT HF	1Pcs	Blue
N.O	PART NAME	MATERIAL	QTY	REMARK

© Copyright, 2016. Pulse Electronics Corp. All rights reserved. Pulse confidential & proprietary. (12/13/16)

PRODUCT DESCRIPTION	TLA DRAWING	PS DRAWING	SHEET	PART NO.	DATASHEET REV.
DUAL USB3.0 A TYPE STACK THT		PS-XXXX-X	1 OF 1	E8199-021-01	A