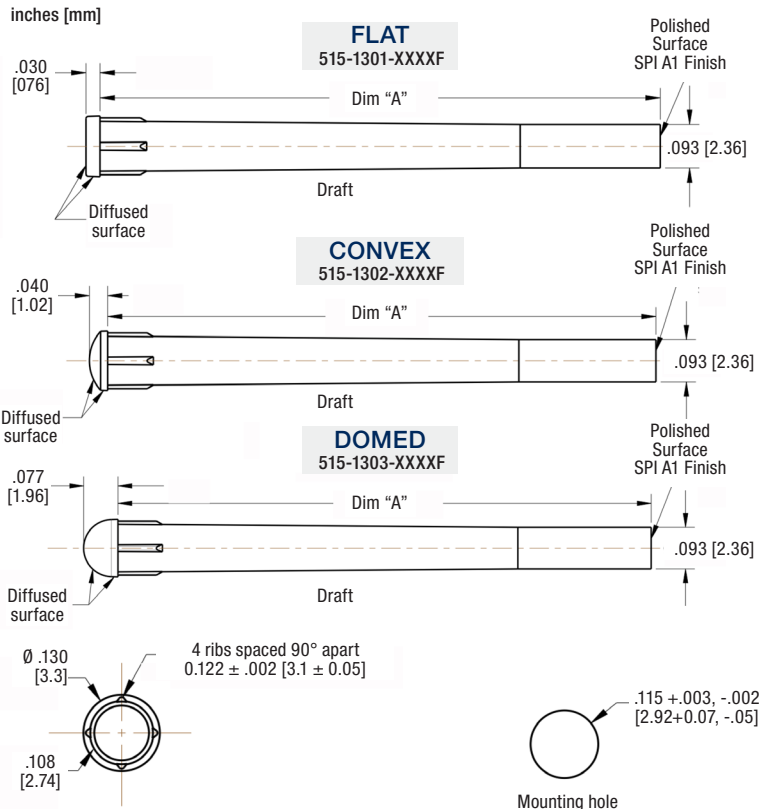


Application

Dialight Optopipe® panel mount provide an excellent solution for products that contain a PCB that is parallel to the front panel in need of indication. The UL94-V0 water clear polycarbonate light pipes are secured to the front panel with a press fit that is easy to install. Dialight Optopipe® solutions are a cost effective way of bringing indication to your front panel.

Dimensions



Features & Benefits

- Lengths varying from .125"–1.200"
Custom length available upon request
- Three lens styles for optimal viewing angles:
Flat, Convex and Domed
- Designed for both single and multiple colored LEDs
- Precision molded from ROHS compliant UL94-V0, water clear polycarbonate with oxygen index of 35%
- Available in diffused textured lens only
- Optimally designed to be used with Dialight surface mount LEDs
- See Dialight Surface Mount Selector Guide for LED options
- Recommend PLCC-2 and PLCC-4, surface mount LEDs part number: 597-XXXX-207F

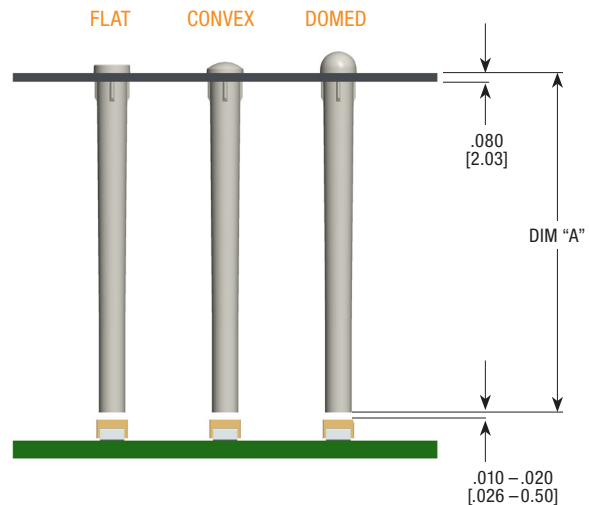
Mechanical Information

Mounting Hole Size: .115"+.003", -.002"

Min. Panel Thickness: .030" (.762 mm)

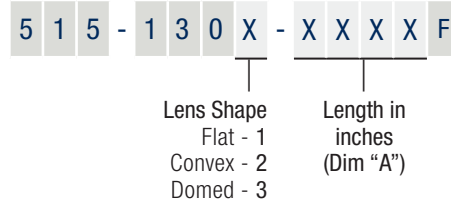
Operating Temp: -30 °C to +100 °C

Storage Temp: -30 °C to +100 °C



Ordering Information

Part Number Guide



Flat

Dialight P/N	Dim "A"
515-1301-0125F	0.125 [3.20]
515-1301-0250F	0.250 [6.35]
515-1301-0300F	0.300 [7.62]
515-1301-0350F	0.350 [8.89]
515-1301-0400F	0.400 [10.16]
515-1301-0500F	0.500 [12.70]
515-1301-0600F	0.600 [15.24]
515-1301-0700F	0.700 [17.78]
515-1301-0750F	0.750 [19.05]
515-1301-0800F	0.800 [20.32]
515-1301-0900F	0.900 [22.86]
515-1301-1000F	1.000 [25.40]
515-1301-1200F	1.200 [30.48]

Convex

Dialight P/N	Dim "A"
515-1302-0125F	0.125 [3.20]
515-1302-0215F	0.215 [5.46]
515-1302-0250F	0.250 [6.35]
515-1302-0350F	0.350 [8.89]
515-1302-0375F	0.375 [9.53]
515-1302-0500F	0.500 [12.70]
515-1302-0600F	0.600 [15.24]
515-1302-0700F	0.700 [17.78]
515-1302-0750F	0.750 [19.05]
515-1302-0800F	0.800 [20.32]
515-1302-0900F	0.900 [22.86]
515-1302-1000F	1.000 [25.40]
515-1302-1200F	1.200 [30.48]

Domed

Dialight P/N	Dim "A"
515-1303-0125F	0.125 [3.20]
515-1303-0250F	0.250 [6.35]
515-1303-0300F	0.300 [7.62]
515-1303-0350F	0.350 [8.89]
515-1303-0400F	0.400 [10.16]
515-1303-0500F	0.500 [12.70]
515-1303-0600F	0.600 [15.24]
515-1303-0700F	0.700 [17.78]
515-1303-0750F	0.750 [19.05]
515-1303-0800F	0.800 [20.32]
515-1303-0900F	0.900 [22.86]
515-1303-1000F	1.000 [25.40]
515-1303-1200F	1.200 [30.48]

Dialight reserves the right to make changes at any time in order to supply the best product possible. The most current version of this document will always be available at: www.dialightsignalsandcomponents.com

Warranty Statement: Except for the warranty expressly provided for [herein/above/below], Dialight disclaims any and all other warranties, express or implied, including, without limitation, any warranties of merchantability, fitness for a particular purpose, title, and noninfringement.