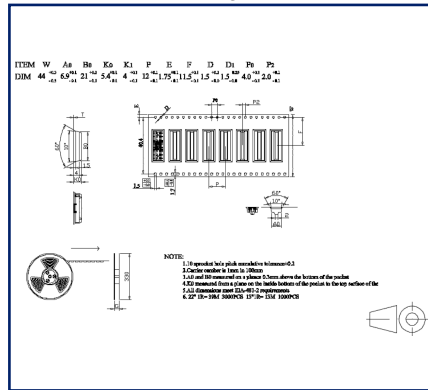


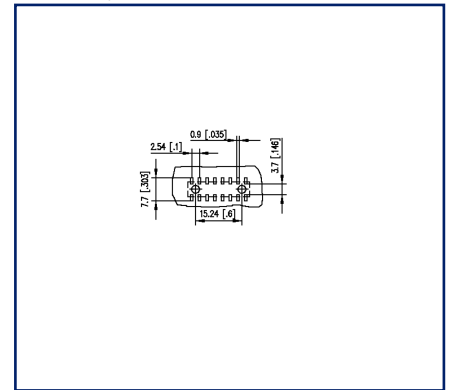
Illustrations



Dimensional drawing



PCB-Layout



See enlarged drawings at the end of document

Product specification

- female connector, SMT solderable
- centerline 2.54 mm, direction of connection vertical 0°
- closed ends
- color black
- Tape & Reel packaging possible
- dual rows

Technical Data**General Data**

| | |
|----------------------|------|
| min. number of poles | 2 |
| max. number of poles | 40 |
| Protection category | IP00 |
| Rated current | 3 A |

Material

| | |
|-----------------------------|---------|
| insulating material | PA6 |
| contact material | CuSn |
| Contact surface | Ni + Au |
| Glow-Wire Flammability GWFI | - |
| Glow-Wire Flammability GWIT | - |

Climatic Data

| | |
|-------------------------|--------|
| upper limit temperature | 105 °C |
| lower limit temperature | -40 °C |

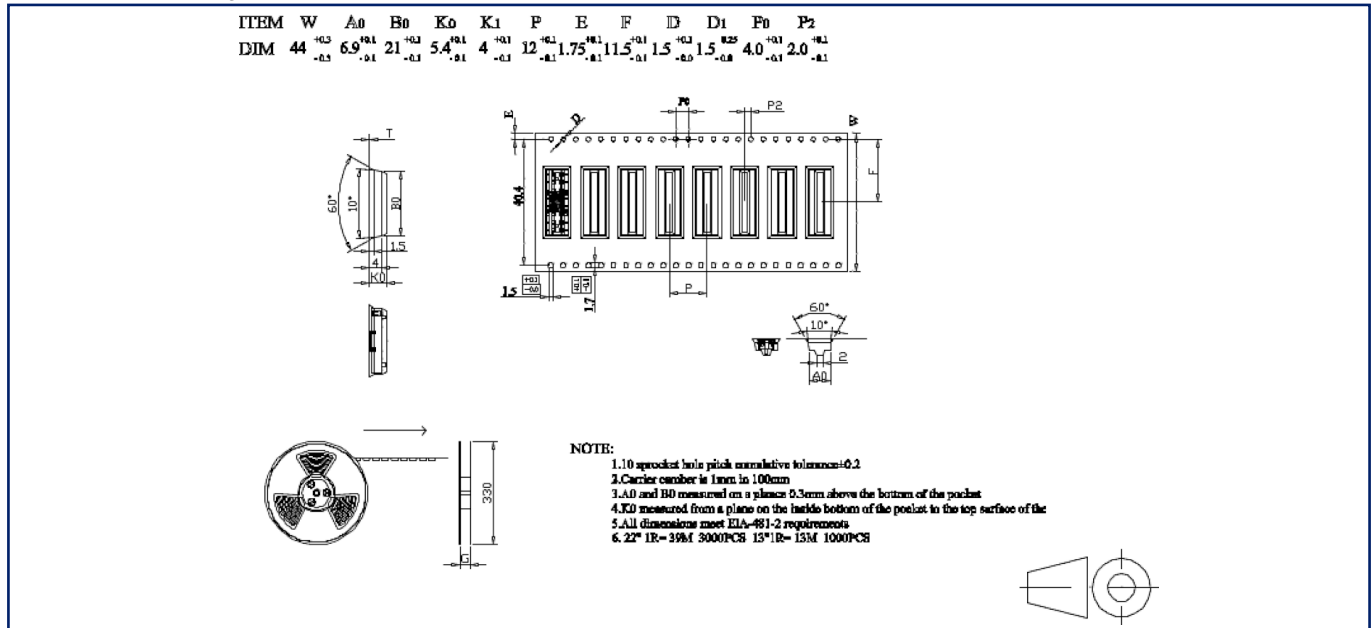
general

| | |
|---------------|--------------|
| Tolerance | ISO 2768 -mH |
| Solderability | reflowable |



Illustrations

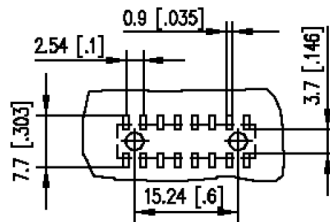
Dimensional drawing



$L = (\text{pole size} - 1) \times \text{centerline} + 2.94 \text{ mm} [0.116]$

Illustrations

PCB-Layout



U | Contact

Data sheet
FM202xxVBDN

Page 5/5

P/N
FM202XXVBDN
xx=number of poles
2023/07/03
Version: O

Illustrations

