

Data sheet

RP034xxVBLN Type 369

Page 1/5


P/N
313691xx

xx=number of poles

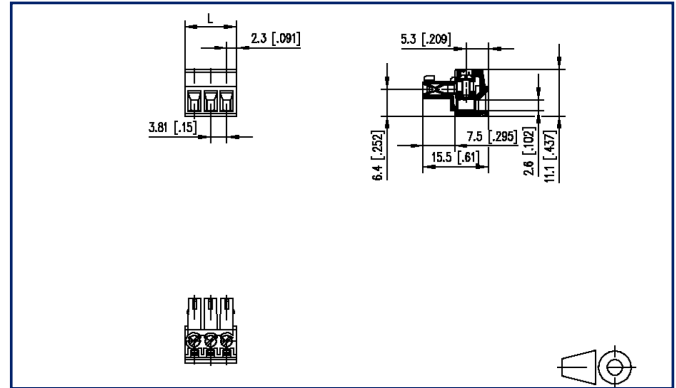
2023/06/28

Version: U

Illustrations



Dimensional drawing



See enlarged drawings at the end of document

Product specification

- screw type terminal block, pluggable
- centerline 3.81 mm, direction of connection vertical 0°
- lift system
- color black
- wire entry codeable side perpendicular to plug direction



Technical Data

General Data

Tightening torque SEV	0.25 Nm		
Tightening torque UL	2.2 lb-in		
min. number of poles	2		
max. number of poles	24		
Insulating material class	CTI 600		
clearance/creepage dist.	3.5 mm		
Protection category	IP20		
Min. insul. strip length	7 mm		
Rated current	8 A		
Overvoltage category	III	III	II
Pollution degree	3	2	2
Rated voltage	40 V	250 V	250 V
Rated test voltage	1.5 kV	1.5 kV	1.5 kV

Terminal data

rat.wiring solid AWGmax	0.08 mm ² - 1.5 mm ² / AWG 28 - AWG 16		
rat.wiring strand.AWGmax	0.08 mm ² - 1.5 mm ² / AWG 28 - AWG 16		

Approvals

 V / A / AWG	300 / 8 / 28 - 16		
---	-------------------	--	--

approval UL - File No.	E121004		
------------------------	---------	--	--

 1.5 mm ²	160 V / 2.5 kV / 9 A		
---	----------------------	--	--

Material

insulating material	PA66		
flammability class	V0		
contact material	CuSn		
Contact surface	Sn		
terminal body thread	M2		
terminal body material	CuZnPb		
terminal body surface	Ni		
screw thread	M2		
screw material	8,8		

U | Contact

Data sheet RP034xxVBLN Type 369

Page 3/5

P/N
313691xx

xx=number of poles

2023/06/28

Version: U

Technical Data

screw surface	Zn Cr(VI)-frei/free
Glow-Wire Flammability GWFI	850 °C acc. to IEC 60695-2-12
Glow-Wire Flammability GWIT	775 °C acc. to IEC 60695-2-13

Climatic Data

upper limit temperature	105 °C
lower limit temperature	-40 °C

general

Tolerance	ISO 2768 -mH
-----------	--------------



U | Contact

Data sheet
RP034xxVBLN Type 369

Page 4/5

P/N
313691xx

xx=number of poles

2023/06/28

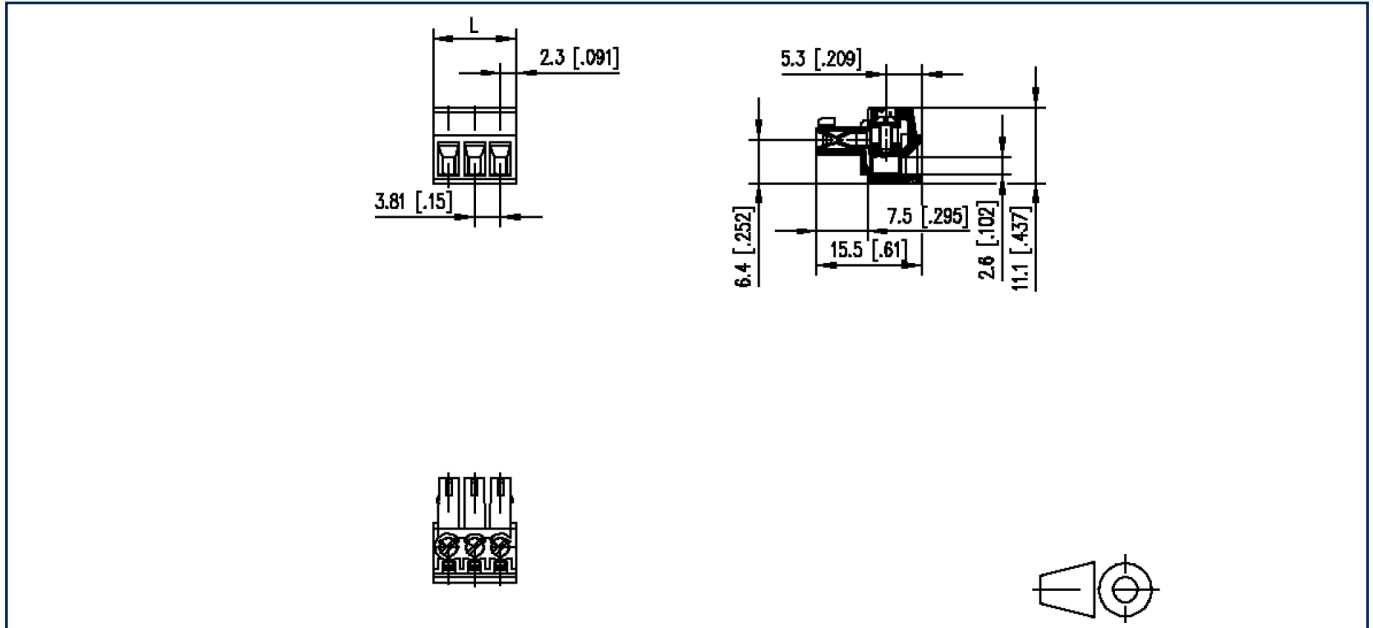
Version: U

Counterpart

P/N	Designation
311901	PR044xxHBBN Type 190
311911	PR044xxVBBN Type 191
313821	PT094xxHBBN Type 382
313831	PT094xxVBBN Type 383

Illustrations

Dimensional drawing



$L = (\text{pole size} - 1) \times \text{centerline} + 4.6 \text{ mm} [0.181]$