


1 Scope

The idea is to provide a ready to use standard assembly for first tests and design evaluations.

For custom tailored assemblies and cable trees, contact anfrage@electronaix.com



2 How to order

P/N	Length	Pos	Connector 1	Terminal	Wire	End 2
13065-xxxx-xx	xxxxmm	xx	IMSA-13065-2-40	xxxIPS-13065T-01A-T-1	xxxAWG22	Cut
13065-0500-08	500mm	08	IMSA-13065-2-08	08xIPS-13065T-01A-T-1	08xAWG22	Cut
13065-0500-12	500mm	12	IMSA-13065-2-12	12xIPS-13065T-01A-T-1	12xAWG22	Cut
13065-0500-16	500mm	16	IMSA-13065-2-16	16xIPS-13065T-01A-T-1	16xAWG22	Cut
13065-0500-20	500mm	20	IMSA-13065-2-20	20xIPS-13065T-01A-T-1	20xAWG22	Cut
13065-0500-28	500mm	28	IMSA-13065-2-28	28xIPS-13065T-01A-T-1	28xAWG22	Cut
13065-0500-40	500mm	40	IMSA-13065-2-40	40xIPS-13065T-01A-T-1	40xAWG22	Cut
13065-1000-08	1000mm	08	IMSA-13065-2-08	08xIPS-13065T-01A-T-1	08xAWG22	Cut
13065-1000-12	1000mm	12	IMSA-13065-2-12	12xIPS-13065T-01A-T-1	12xAWG22	Cut
13065-1000-16	1000mm	16	IMSA-13065-2-16	16xIPS-13065T-01A-T-1	16xAWG22	Cut
13065-1000-20	1000mm	20	IMSA-13065-2-20	20xIPS-13065T-01A-T-1	20xAWG22	Cut
13065-1000-28	1000mm	28	IMSA-13065-2-28	28xIPS-13065T-01A-T-1	28xAWG22	Cut
13065-1000-40	1000mm	40	IMSA-13065-2-40	40xIPS-13065T-01A-T-1	40xAWG22	Cut

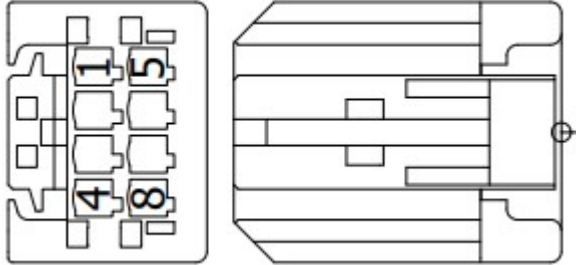
For custom tailored assemblies and cable trees, contact anfrage@electronaix.com

3 Colour Code Table

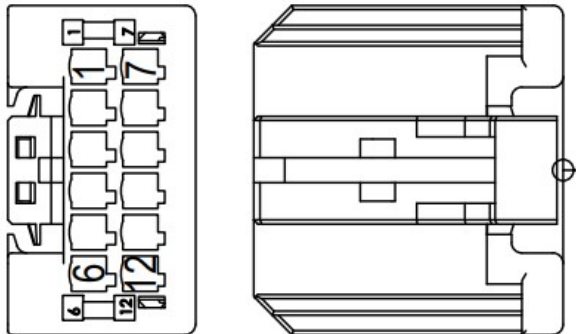
CN1 Pin #	Color Code	Colour	Wire Type
1	R	pink	FLRY-B
2	T	green	FLRY-B
3	NB	blue-white	FLRY-B
4	S	gray	FLRY-B
5	F	violet	FLRY-B
6	O	brown	FLRY-B
7	Z	yellow	FLRY-B
8	P	orange	FLRY-B
9	N	blue	FLRY-B
10	B	white	FLRY-B
11	TB	green-white	FLRY-B
12	ZT	yellow-green	FLRY-B
13	C	black	FLRY-B
14	K	red	FLRY-B
15	KZ	red-yellow	FLRY-B
16	OB	brown-white	FLRY-B
17	R	pink	FLRY-B
18	T	green	FLRY-B
19	NB	blue-white	FLRY-B
20	S	gray	FLRY-B
21			
22			
23			
24			
25			
26			
27			
28			
29			
30			
31			
32			
33			
34			
35			
36			
37			
38			
39			
40			

Pin Count from Wire Insertion Side

8 Position



12 Position



20 Position

