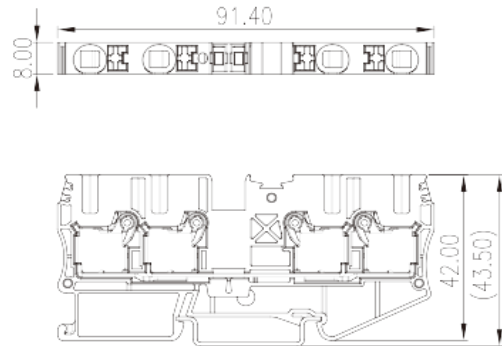



# DP6-TR

DIN Rail Terminal Blocks &gt; Push-in Design

Date:2020-08-04Version:V1.1



The web catalog is for reference only. Dinkle remains the right of product modification and engineering change of the design. The final product is made according to engineering drawing.

## Product Description

600V, 40A, Grey(default)

## General information

Short description	Single level Feed-Through Terminal Block, Push-in Design
Category	Single level Feed-Through Terminal Block
Pitch (mm)	8
Color	Grey(default)
Connection method	Push-in Design
Type of locking	Rail mounting
Length (mm)	8
Width (mm)	91.40
Height (mm)	42
Number of positions	□1P
Level	Single level
Connection points	4

## Material information

Insulation material	PA
---------------------	----

Insulation material group	I
Flame retardant rating , compliant with UL94	V0
Insulation resistance	/>/500MΩ at DC 500V

## Connection data-IEC

Rated voltage (V)	1000
Rated current (A)	41
Rated voltage (II/2)(V)	1000
Rated voltage (III/2) (V)	1000
Rated voltage (III/3)(V)	1000
Rated impulse voltage (II/2)(KV)	8
Rated impulse voltage (III/2)(KV)	8
Rated impulse voltage (III/3)(KV)	8
Conductor cross section solid. min (mm <sup>2</sup> )	0.5
Conductor cross section solid.max (mm <sup>2</sup> )	10
Conductor cross section stranded. min (mm <sup>2</sup> )	0.5
Conductor cross section stranded. max (mm <sup>2</sup> )	6
Conductor cross section flexible, with min ferrule without plastic sleeve (mm <sup>2</sup> )	0.5
Conductor cross section flexible, with max ferrule without plastic sleeve (mm <sup>2</sup> )	6
Conductor cross section flexible, with min ferrule with plastic sleeve (mm <sup>2</sup> )	0.5
Conductor cross section flexible, with max ferrule with plastic sleeve (mm <sup>2</sup> )	6
Slotted screwdriver size (Blade thickness x Width)(mm)	0.8×4
Stripping Length (mm)	13
Mounting rail	TS-35
End cover plate required	YES
Grounding connections	NO

## Connection data-UL

Rated voltage (UL/CUL Group B)(V)	600
Rated current (UL/CUL Group B)(A)	40
Rated voltage (UL/CUL Group C)(V)	600
Rated current (UL/CUL Group C)(A)	40
Min. solid wire connection (AWG) acc. to UL/CUL	20

Max. solid wire connection AWG acc. to UL/CUL	8
Min. stranded wire connection AWG acc. to UL/CUL	20
Max. stranded wire connection AWG acc. to UL/CUL	8

## Environment & Safety

Back of the hand protection (YES or NO)	YES
Finger protection (YES or NO)	YES
Operating temperature. max (°C)	120
Operating temperature. min (°C)	-40

## UL Recognized

Wire Range (Group B)(AWG)	20~8
Rated voltage (Group B)(V)	600
Rated current (Group B)(A)	40
Wire Range (Group C)(AWG)	20~8
Rated voltage (Group C)(V)	600
Rated current (Group C)(A)	40

## CUL Recognized


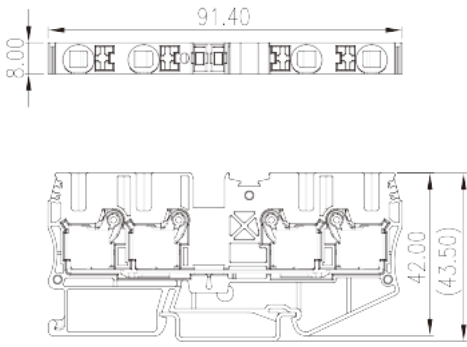
Wire Range (Group B)(AWG)	20~8
Rated voltage (Group B)(V)	600
Rated current (Group B)(A)	40
Wire Range (Group C)(AWG)	20~8
Rated voltage (Group C)(V)	600
Rated current (Group C)(A)	40

## VDE Approval

Wire Range (mm <sup>2</sup> )	0.5~6
Rated voltage (V)	1000
Rated current (A)	41

## Drawings

--	--



## Approvals

