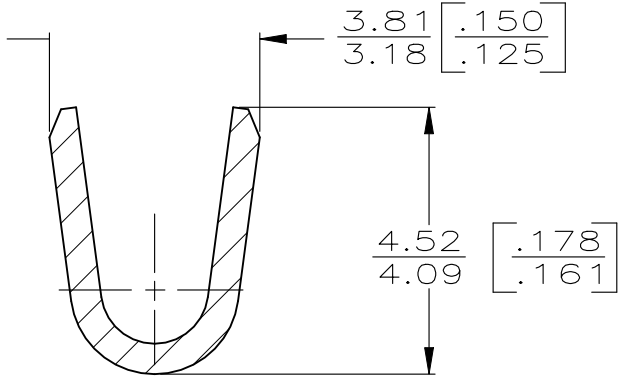
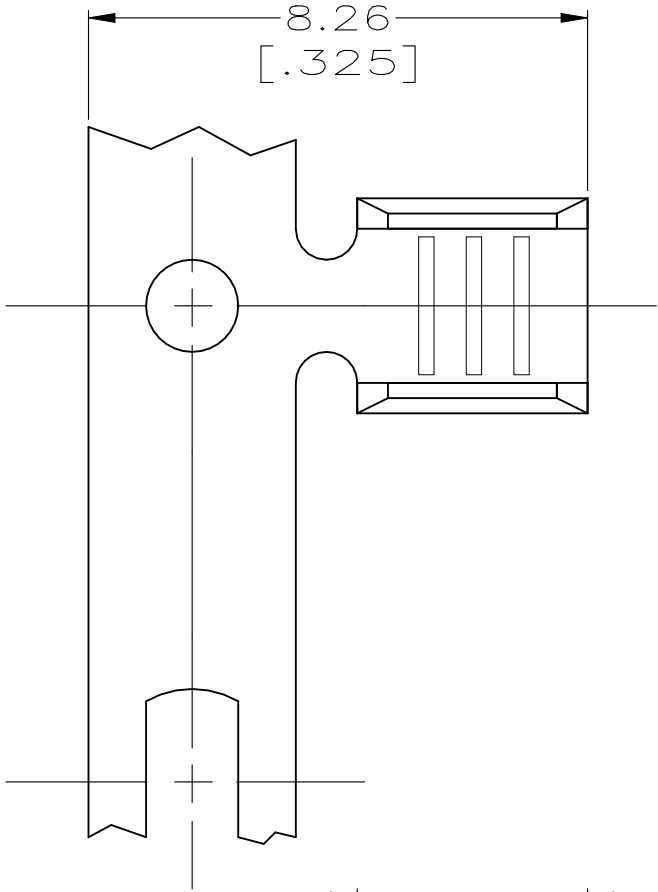


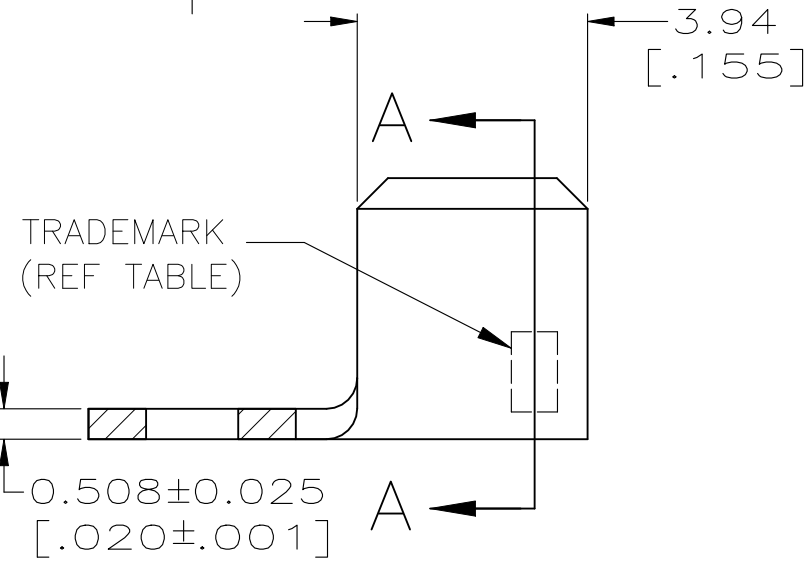
© - TE Connectivity. All Rights Reserved.

REVISIONS					
P	LTR	DESCRIPTION	DATE	DWN	APVD
	L8	PER ECR-23-172954	21APR2023	GK	RE


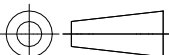
- 1
- PRODUCT PROVIDED IN STRIP FORM ON REELS,
BREAKS MAY BE PRESENT.
- 2
- CRIMP WIDTH, .110 F TYPE
CRIMP HEIGHT (±.002) = (TOTAL CMA + 11,300)
/ 176,700
- 3
- PRELIMINARY – NOT FOR PRODUCTION.
- 4
- WIRE RANGE FOR NEW APPLICATIONS: 1500–5000 CMA
(WIRE RANGE APPROVED FOR APPLICATIONS IMPLEMENTED
PRIOR TO 2005: 1970–4940 CMA).
- 5
- OBSOLETE PARTS: OBSOLETE CIS STREAMLINING PER
D.RENAUD/D.SINISI
- 6
- CUSTOMER SPECIAL PACKAGING AND LABELING



SECTION A—A
SCALE 10:1



6	BRASS	NONE	REVERSE	TE	1—63130—0	
	BRASS	TIN		AMP	63130—9	
	STEEL	NICKEL			3 63130—8	
	COPPER—NICKEL	NONE			3 63130—7	
5	OBSOLETE	PHOS BRONZE			TIN	—63130—4—
	BRASS	NONE			—STANDARD—	63130—3
OBSOLETE			63130—2			
			—63130—1—			
	MATERIAL	FINISH	REELING	TRADEMARK	PART NUMBER	

THIS DRAWING IS A CONTROLLED DOCUMENT.		DWN 17/JAN/96 PHILLIP M FORTNEY	 TE Connectivity				
		CHK 17/JAN/96 JEFF R RUTH					
DIMENSIONS: INCHES	TOLERANCES UNLESS OTHERWISE SPECIFIED:	APVD 17/JAN/96 DENNIS SCHWENK	NAME SPLICE —				
	0 PLC ± —	PRODUCT SPEC					
	1 PLC ± —	108—106466					
	2 PLC ± 0.25 [010]	APPLICATION SPEC					
	3 PLC ± —	114—2088					
4 PLC ± —		SIZE	CAGE CODE	DRAWING NO	RESTRICTED TO		
ANGLES ± —		A3	00779	C—63130			
MATERIAL	FINISH	WEIGHT	—				
SEE TABLE	SEE TABLE	CUSTOMER DRAWING			SCALE	SHEET	REV
				8:1	1 OF 1	L8	