

THIS DRAWING IS UNPUBLISHED.

RELEASED FOR PUBLICATION

12JUN2012

© COPYRIGHT 2012

BY Tyco Electronics Japan G.K.

ALL RIGHTS RESERVED.

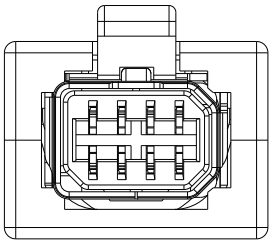
LOC  
J

DIST  
-

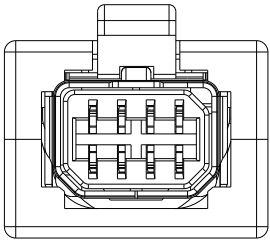
REVISIONS

P	LTR	DESCRIPTION	DATE	DWN	APVD
A		RELEASED	06DEC2013	T.S	N.Y
B		ADD ITEM	18NOV2014	T.S	N.Y
C		RELEASED PER ECR-18-015311	26SEP2018	PP	RB
CI		ECR-23-184393 ADD NEW PN	17AUG2023	BP	TEL

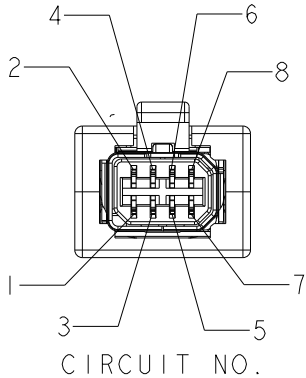
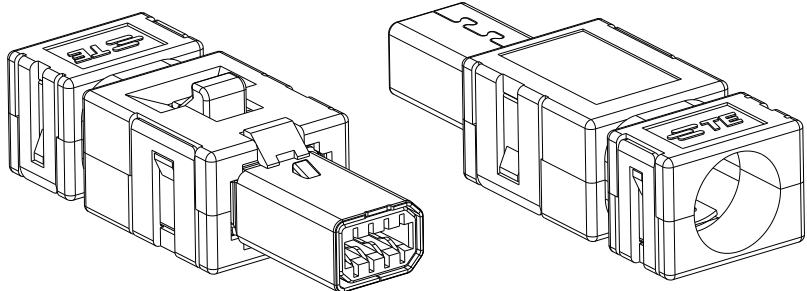
1. -1 : TYPE I , INSULATION DIAMETER 1.05-1.15mm (L)  
1- -1 : TYPE II, INSULATION DIAMETER 1.05-1.15mm (L)  
-2 : TYPE I , INSULATION DIAMETER 0.93-1.05mm (M)  
1- -2 : TYPE II, INSULATION DIAMETER 0.93-1.05mm (M)  
-3 : TYPE I , INSULATION DIAMETER 0.93-1.05mm IPC, 1.05-1.15mm IPC (M+L)  
-6 : TYPE I , INSULATION DIAMETER 1.1-1.2mm (LL)  
1- -6 : TYPE II, INSULATION DIAMETER 1.1-1.2mm (LL)



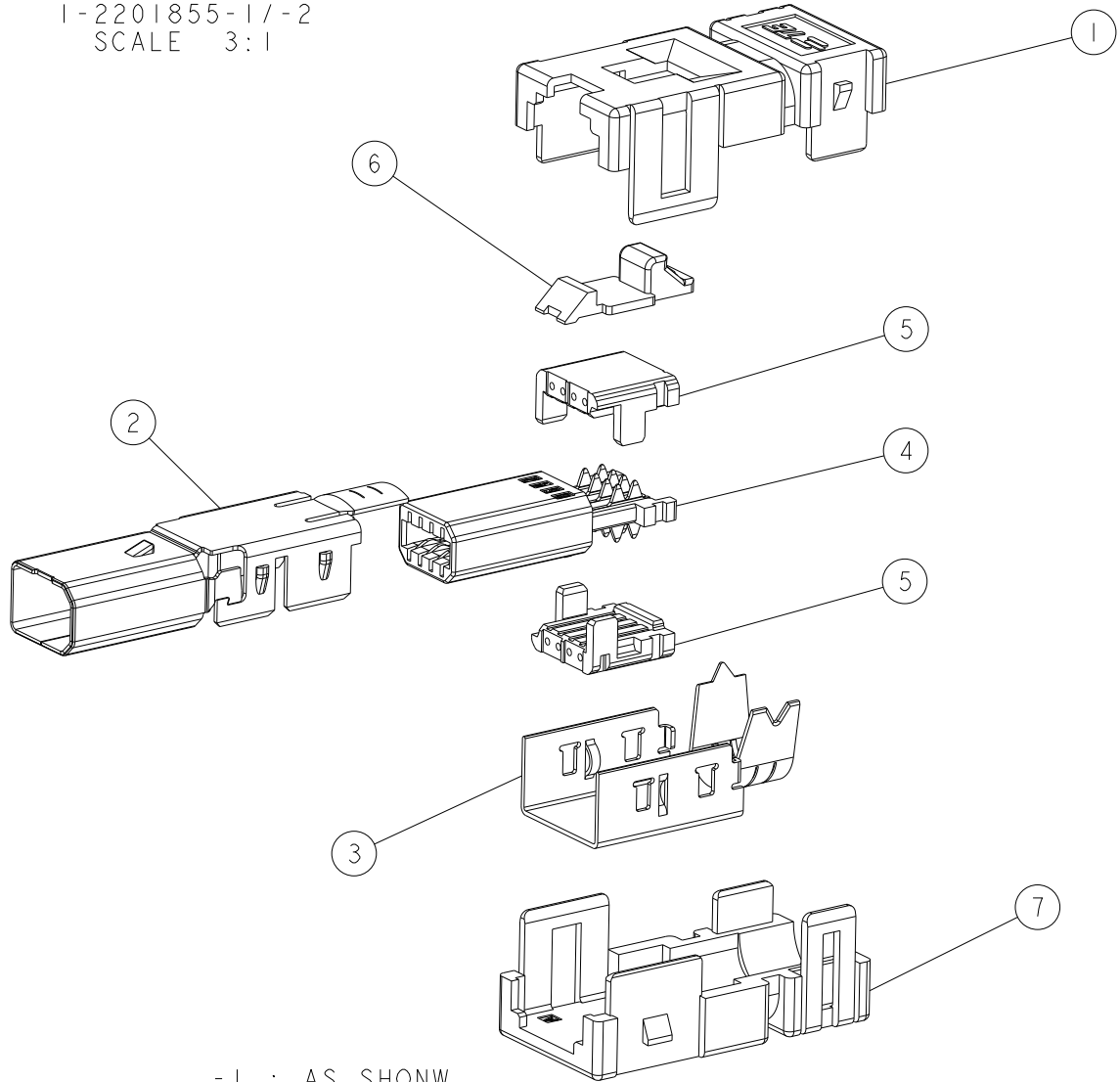
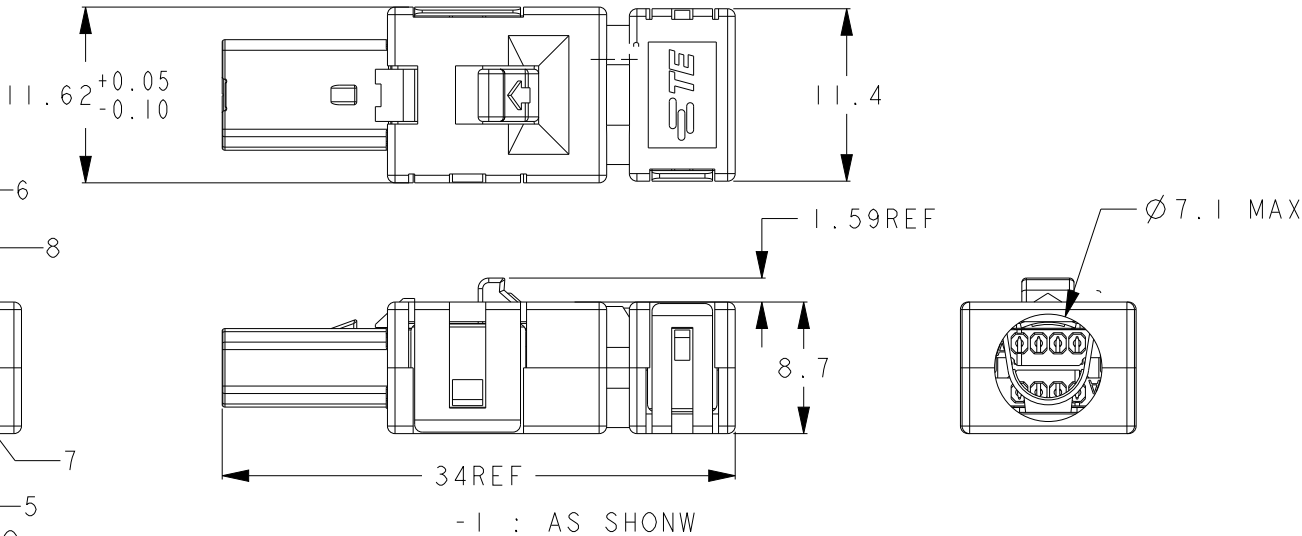
MATING SHAPE : TYPE I  
2201855-1/-2/-3/-6  
SCALE 3:1



MATING SHAPE : TYPE II  
1-2201855-1/-2  
SCALE 3:1



CIRCUIT NO.



-1 : AS SHONW

LL	LL	M+L	M	M	L	L			
1	1	1	1	1	1	1	THERMO PLASTIC	PLUG COVER HSG BOTTOM	7
1	1	1	1	1	1	1	THERMO PLASTIC	LOCK HSG	6
2	2	-	-	-	-	-		CABLE HSG Ø1.10-1.20 COLOR : GREEN	
-	-	1	2	2	-	-	THERMO PLASTIC	CABLE HSG Ø0.93-1.05 COLOR : RED	5
-	-	1	-	-	2	2		CABLE HSG Ø1.05-1.15 COLOR : BLUE	
1	1	1	1	1	1	1	HSG MATERIAL:THERMO PLASTIC CONTACT MATERIAL:COPPER ALLOY FINISH:Ni PLATING ALL OVER CONTACT AREA Au PLATING TERMINATION AREA Au PLATING	PLUG SUB ASSY	4
1	1	1	1	1	1	1	MATERIAL:COPPER ALLOY FINISH:NICKEL PLATING	BOTTOM SHELL	3
1	-	-	1	-	1	-	MATERIAL:COPPER ALLOY FINISH:NICKEL PLATING	PLUG TOP SHELL TYPEII	2
-	1	1	-	1	-	1	MATERIAL:COPPER ALLOY FINISH:NICKEL PLATING	PLUG TOP SHELL TYPEI	
1	1	1	1	1	1	1	THERMO PLASTIC	PLUG COVER HSG TOP	1
1- -6	-6	-3	1- -2	-2	1- -1	-1	MATERIAL/FINISH	PART NAME	ITEM

THIS DRAWING IS A CONTROLLED DOCUMENT.

DIMENSIONS:	TOLERANCES UNLESS OTHERWISE SPECIFIED:
mm	± 0.5
Ø PLC	±
1 PLC	±0.5
2 PLC	±0.13
3 PLC	±0.013
4 PLC	±0.0001
ANGLES	±
MATERIAL	FINISH

DWN	06DEC2013
CHK	T.SHIMOYASU
CHK	06DEC2013
APVD	M.HARASAWA
APVD	06DEC2013
PRODUCT SPEC	N.YAMASAKI
108-78955	
APPLICATION SPEC	
114-5506	
WEIGHT	-



INDUSTRIAL MINI I/O PIERCING PLUG CONNECTOR KIT			
NAME	SIZE	CAGE CODE	DRAWING NO
	A3	00779	C-2201855
CUSTOMER DRAWING		SCALE	SHEET
		2:1	1 OF 1
		REV	CI