© 2022 TE Connectivity. All Rights Reserved.

CUT OFF (SYMMETRIC)
Befestigungsausschnitt (symmetrisch)

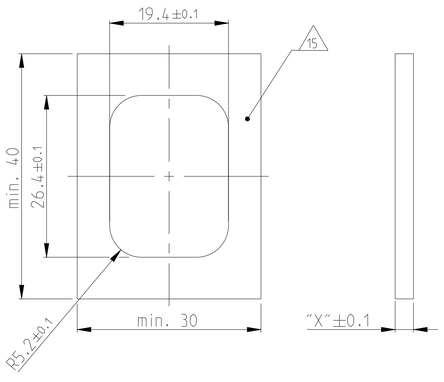

CUT OFF WITH POLARISATION
Befestigungsausschnitt mit Polarisation

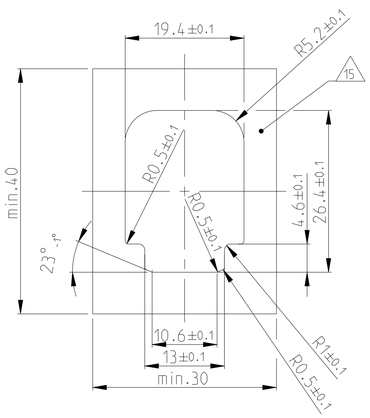

FIXING WITH SLIDE Befestigung mit Schieber	
WALLTHICKNESS "X" Wandstaerke "X"	TE ORDER NO. TE Best. Nr.
1.5mm	N.N.
2.5mm	0-1703838-2
3.0mm	0-1703838-1
3.5mm	0-1703838-6
4mm	N.N.

POLARISATION FEATURE
Polarisations-Merkmal

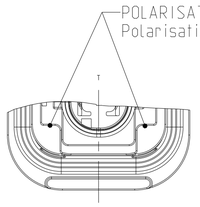

SLIDE FROM BOTH DIRECTIONS MOUNTABLE
Schieber von beiden Seiten montierbar

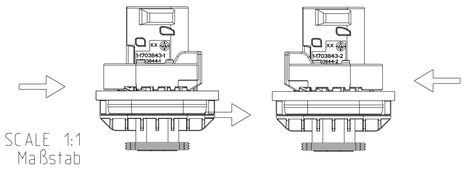

SCALE 1:1
Maßstab

2 POS. VERSION
2 pol. Version
PN X-1703843-2

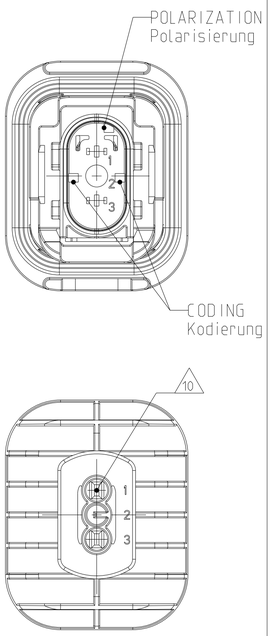

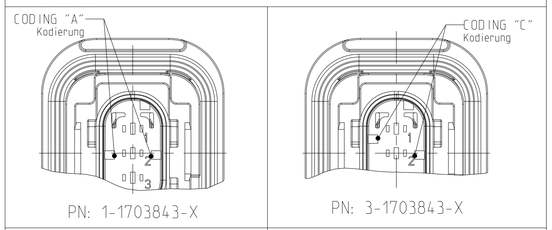

PN: 1-1703843-X

PN: 3-1703843-X

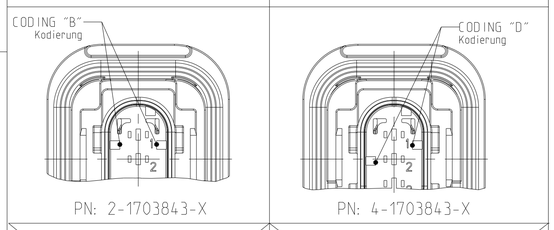

PN: 2-1703843-X

PN: 4-1703843-X

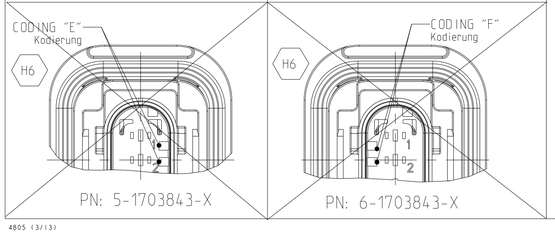

PN: 5-1703843-X

PN: 6-1703843-X

NOTES
Bemerkungen

1. TE ORDER-NO.
TE Bestell-Nr.
2. CAVITY NUMBERING
Kammerbezeichnung
3. PRODUCTION DATE
Produktionsdatum
4. LETTER-INSERT FOR THE REVISION STATUS OF THE MOULD
Schriftsatz fuer Aenderungszustand des Werkzeuges
5. MATERIAL MARKING ACCORDING TO VDA 260
Werkstoffkennzeichnung nach VDA 260
6. BULK PACKAGING IN CORRUGATED BOX
Schuettgut im Versandkarton
7. MOULD CAVITY MARKING
Nestmarkierung
8. TE LOGO
TE Logo
9. SUITABLE COUNTERPART SEE DRAWING: 1418448
passendes Gegenstueck siehe Zeichnung: 1418448
10. CAVITIES MATED WITH TAB 1.6 x 0.6 MM (SWS)
SEE PRODUCT GROUP DRAWING
TE NO: 1355055
MAX. WIRE SIZE: 1.0mm² FLR

WIRE SIZE : 1.5mm² FLR PERMITTED ONLY
IN ASSOCIATION
WITH SINGLE WIRE SEALING PN 0-2287497-1
ALLOWED TEMPERATURE 120 DEGREE CELSIUS

Kontaktkammer passend fuer Flachstecker 1.6 x 0.6 mm (EDS)
siehe Produktgruppenzeichnung
TE Nr: 1355055
max. Drahtgroessenbereich: 1.0mm² FLR

Es ist ein Drahtgroessenbereich von 1.5mm² nur
in Verbindung
mit der Einzelleiterdichtung PN 0-2287497-1
bis zu 120°C zugelassen

11. INTERFACE ACC. Drawing: 114-18743-1
Kragenanschluss nach Zeichnung: 114-18743-1
12. MATED WITH COVER SEE DRAWING: 1670150. 1670365
AND COVERS OF GROUP B ON PRODUCT GROUP DRAWING 1563709
Passend zu Kappe siehe Zeichnung: 1670150. 1670365
und Kappen der Gruppe B auf Produktgruppenzeichnung 1563709
13. SLIDING DISTANCE OF SECONDARY LOCKING
Verschiebeweg der zweiten Kontaktsicherung
14. MALFUNCTION CAUSED BY LAQUER IS NOT
COVERED BY TE WARRANTY
Funktionsbeeintraechtigung durch Lackieren, liegt nicht
im Einfluss und Gewaehrleistungsumfang von TE
15. SEALING SURFACE CUTOFF
Dichtflaeche Blechausschnitt

SURFACE ROUGHNESS Ra MAX. 1.8 µm OR LESS FOR METAL PARTS.
Werkzeugoberflaeche Ra Max. 1.8 µm oder weniger fuer Metallteile

SURFACE ROUGHNESS MIN. VDI 3400 - CLASS 24 FOR PLASTIC PARTS.
Werkzeugoberflaeche Min. VDI 3400 - Class 24 fuer Kunststoffteile.

THE FLATNESS MUST BE WITHIN THE TOLERANCE OF THE SHEET.
THEREFORE WITHIN (±0.1MM).
Die Ebenheit muss innerhalb der Toleranz des Blechs liegen (±0.1mm).

NO SINK MARKS. EJECTOR. DRAFT. DENTS. SCRATCHES.
RECESSES ON THE SEALING AREA ALLOWED.
Keine Einfallstellen. Auswerfer. Ausformschraegen. Delle.
Kratzer. Absaetze zulaessig.

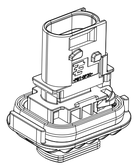

SCALE 1:1
Maßstab

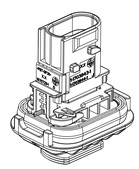

SCALE 1:1
Maßstab

SECTION K-K
Schnitt

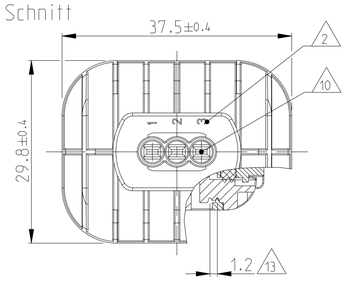

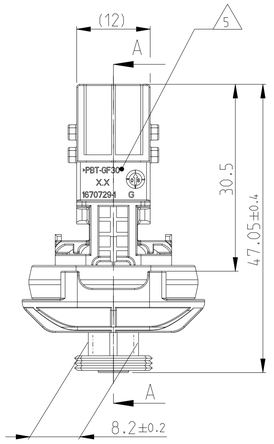

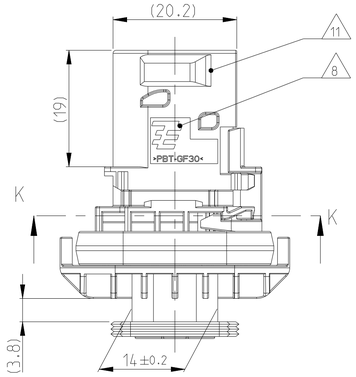

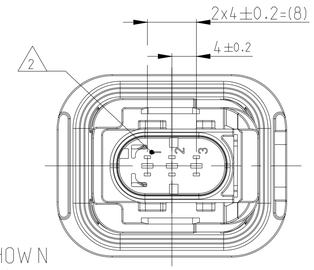

DELIVERY CONDITION:
SECONDARY LOCKING DEVICE
IN PRE-LOCKED POSITION
Lieferzustand:
2. Kontaktsicherung in Vorraststellung

SECTION A-A
Schnitt

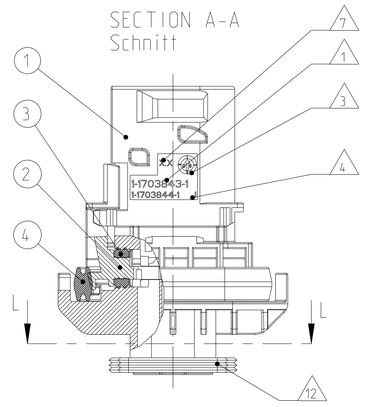

SECTION L-L
Schnitt

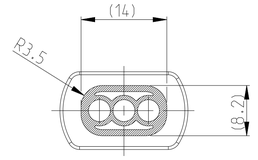

1-1703843-1 AS SHOWN
1-1703843-1 wie gezeigt

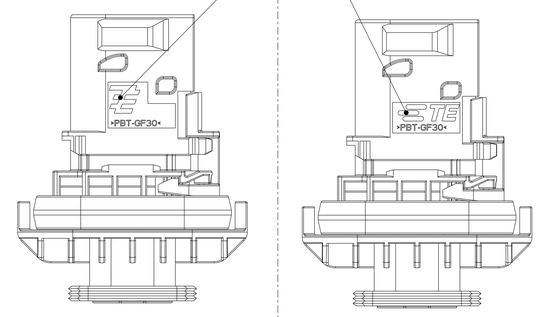

ITEM NO	DESCRIPTION Beschreibung	COLOUR Farbe	MATERIAL
1	3POS., TAB HOUSING CODE "A" 3pol. Flachsteckergehaeuse Kod. "A"	BLACK schwarz	PBT-GF30 / V-0
1	3POS., TAB HOUSING COD. "B" 3pol. Flachsteckergehaeuse Kod. "B"	GREY grau	PBT-GF30 / V-0
1	3POS., TAB HOUSING COD. "C" 3pol. Flachsteckergehaeuse Kod. "C"	GREEN gruen	PBT-GF30 / V-0
1	3POS., TAB HOUSING COD. "D" 3pol. Flachsteckergehaeuse Kod. "D"	BLUE blau	PBT-GF30 / V-0
1*	3POS., TAB HOUSING COD. "E" 3pol. Flachsteckergehaeuse Kod. "E"	VIOLET violett	PBT-GF30 / V-0
1	3POS., TAB HOUSING COD. "F" 3pol. Flachsteckergehaeuse Kod. "F"	RED rot	PBT-GF30 / V-0
1	2POS., TAB HOUSING COD. "A" 2pol. Flachsteckergehaeuse Kod. "A"	BLACK schwarz	PBT-GF30 / V-0
1	2POS., TAB HOUSING COD. "B" 2pol. Flachsteckergehaeuse Kod. "B"	GREY grau	PBT-GF30 / V-0
1	2POS., TAB HOUSING COD. "C" 2pol. Flachsteckergehaeuse Kod. "C"	GREEN gruen	PBT-GF30 / V-0
1	2POS., TAB HOUSING COD. "D" 2pol. Flachsteckergehaeuse Kod. "D"	BLUE blau	PBT-GF30 / V-0
2	SECONDARY LOCKING DEVICE zweite Kontaktsicherung	YELLOW gelb	PBT-GF30 / V-0
3	SEAL FOR SECONDARY LOCKING Dichtung fuer zweite Kontaktsicherung	WHITE weiss	MVQ
4	AXIAL SEAL 20424 Axialdichtung 20424	GREEN gruen	MVQ

TE ORDER-NO. TE Bestell-Nr.	REV.	NO. OF POS. Polzahl	CODE Kodierung	QUANTITY Stueck	ITEM NO ASSY
4-1703843-2	H	2	D	1	10
3-1703843-2	H	2	C	1	9
2-1703843-2	H	2	B	1	8
1-1703843-2	H	2	A	1	7
6-1703843-1	H	3	F	1	6
5-1703843-1	H	3	E	1	5
4-1703843-1	H	3	D	1	4
3-1703843-1	H	3	C	1	3
2-1703843-1	H	3	B	1	2
1-1703843-1	H	3	A	1	1

H6

REVISIONS					
P	LTR	DESCRIPTION	DATE	DWN	APVD
	H3	DETAILS SEE PCN E-16-011140	03AUG2016	HO.	GILC
	H4	ECR-22-126915	18JAN2022	DRK	AW
	H5	PCN-22-132727	15MAR2022	NS	AW
	H6	ECR-23-184874	23AUG2023	DM	AW

THIS DRAWING IS A CONTROLLED DOCUMENT.

DIMENSIONS: mm

TOLERANCES UNLESS OTHERWISE SPECIFIED:
0 PLC ±0
1 PLC ±0
2 PLC ±0
3 PLC ±0
4 PLC ±0
ANGLES ±2°
ISO 8015
DIN 16901-140

MATERIAL: SEE TABLE siehe Tabelle
FINISH: SEE TABLE siehe Tabelle

DWN	S.Jaeger	25SEP2007
CHK	J.Granzow	26SEP2007
APVD	C.Eberwein	27SEP2007
PRODUCT SPEC	108-94020	
APPLICATION SPEC	114-18756	
WEIGHT	15.13g	

TE Connectivity

NAME: 3POS, TAB 1.6x0.6, TAB HSG, ASSY
3pos, TAB 1.6x0.6, Flachsteckergehaeuse
HEAVY DUTY SEALED CONNECTOR SERIES - GROUP A

SIZE	CAGE CODE	DRAWING NO	RESTRICTED TO
A1	00779	C-1703843	-

CUSTOMER DRAWING | SCALE 5:1 | SHEET 1 OF 1 | REV. H6