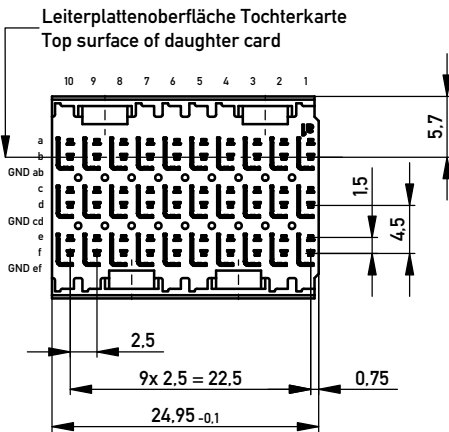
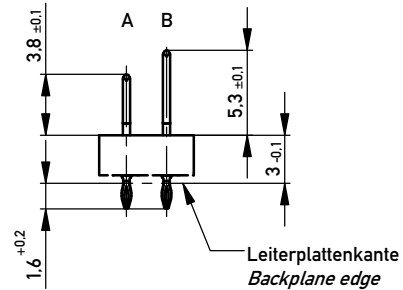


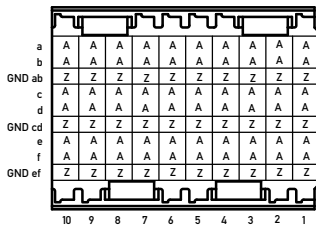
Messerkontakte sind im Paar symmetrisch angeordnet  
Male contacts within pairs are arranged symmetrically



Kontaktversionen, Messerkontakte  
Contact Selection Options, Male Contacts

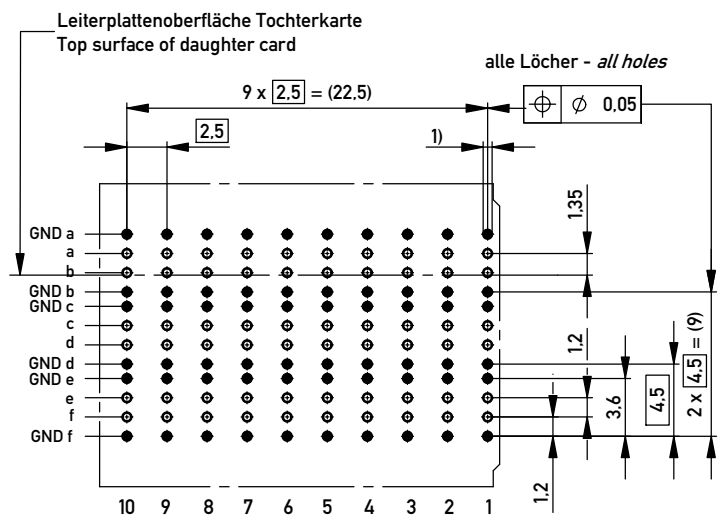


Bestückungsplan - contact layout



Lochbild für Leiterplatte  
(Sicht auf Bestückungsseite) PCB drill hole pattern  
(Component mounting side)

MABSTAB 3 : 1



1)  $\Phi 0.46 \pm 0.05$  Durchmesser des metallisierten Loches  
 $\Phi 0.46 \pm 0.05$  Diameter of finished plated-through hole

$\Phi 0.55 \pm 0.02$  Bohrdurchmesser des Loches  
 $\Phi 0.55 \pm 0.02$  Diameter of drilled hole

Schichtaufbau im metallisierten Loch  
siehe Zeichnung 384191

Metal plating of plated-through hole  
see drawing 384191

|  |  |   |  |
|--|--|---|--|
| Information: A+Z<br>siehe Bestückungsplan<br>see contact layout                    | Tolerances   | All Dimensions in mm  | Scale 2:1  |
|  | All rights reserved.<br>Only for Information.<br>To ensure that this is the latest version of this drawing, please contact one of the ERNI companies before using. | Subject to modification without prior notice.<br>Drawing will not be updated. | Designation<br><b>ERmet ZDplus Messerleiste 3-10</b><br><b>ERmet ZDplus Male Con. 3-10</b> |
| Copyright by ERNI GmbH<br>Proprietary notice pursuant to ISO 16016 to be observed. | www.ERNI.com   | <b>464514</b>   | 1<br>A3  |
| b  | 04.10.2012   | Class   | ERMZD+   |
| Index  | Date   |   |  |