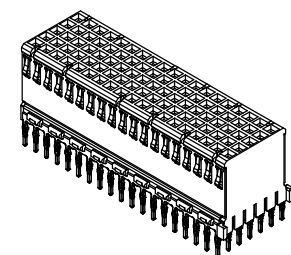
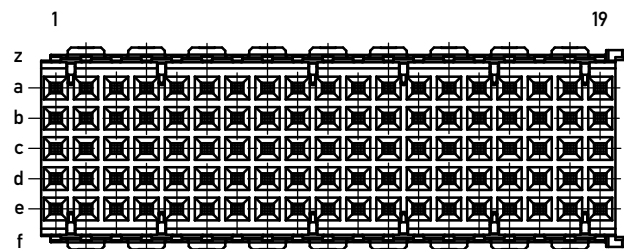


Bestückungsplan / contact layout

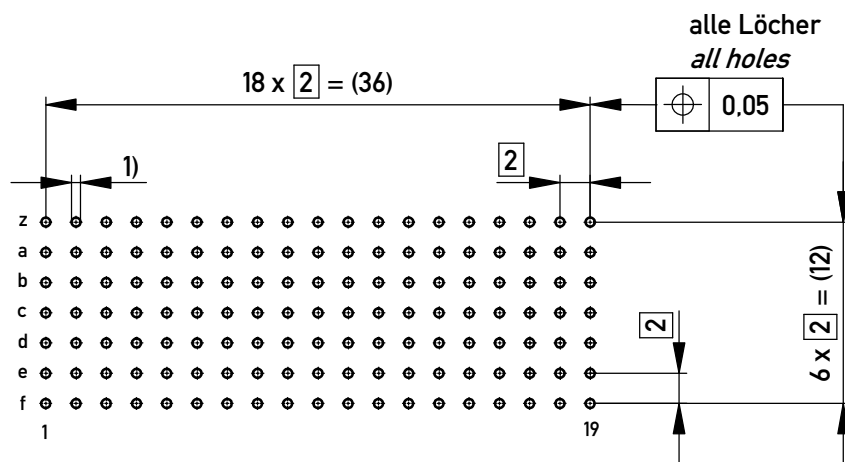


M / scale 1:1



■ = bestückt / assemble

Lochbild für Leiterplatte board hole pattern (Bestückungsseite) (component mounting side)



- 1)  $\varnothing 0,6 \pm 0,05$  Durchmesser des metallisierten Loches
- $\varnothing 0,6 \pm 0,05$  Diameter of finished plated-through hole

Schichtaufbau im metallisierten Loch siehe Zeichnung 164062 Nr.1  
Metal plating of plating-through hole according to 164062 No.1

Fehlende Maße und Angaben nach IEC 61076-4-101  
Missing information and dimensions per 61076-4-101

<p>Information: Abschirmblech Reihe z+f montiert / shielding row z+f mounted Anforderungsstufe 2 / class 2</p> <p>All rights reserved. Only for Information. To ensure that this is the latest version of this drawing, please contact one of the ERNI companies before using.</p> <p>Copyright by ERNI Production GmbH &amp; Co. KG Proprietary notice pursuant to ISO 16016 to be observed.</p>	Tolerances	<p>All Dimensions in mm</p>	Scale	2:1
	<p>Subject to modification without prior notice. Drawing will not be updated.</p>		Designation	<p><b>ERmet-FS Federleiste B19</b> <i>ERmet-Female Straight Type B19</i></p>
<p>f</p>	01.02.2018	<p>www.ERNI.com</p>	<p><b>114112</b></p>	
Index	Date		Class	ERMB19