

CTL1206DYW1T DATASHEET

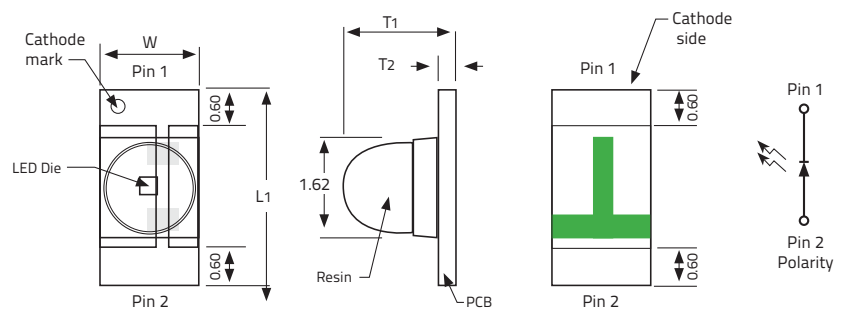
Chip Type LED, 1206, Dome Lens, Yellow



VENKEL LTD.

Part Number	Size	Emitting Color	Emitting Material	Lens-Color	Luminous Intensity ($I_F=20\text{mA}$) mcd	Wavelength nm λ_P	Viewing Angle (2θ 1/2)
CTL1206DYW1T	1206	Yellow	AllnGaP	Water Clear	450.0 min 2250.0 typ	591	20°

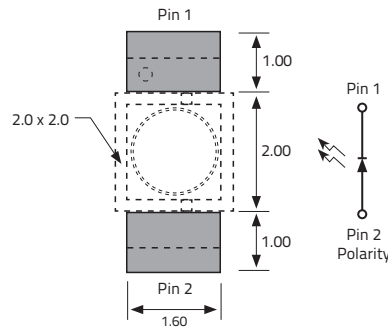
Electrical & Optical Specifications ($T_A=25^\circ\text{C}$)	GR1 (AlGaInP)	Unit
Forward Voltage (Min.) ($I_F=20\text{mA}$)	V_F	2.0 V
Forward Voltage (Max.) ($I_F=20\text{mA}$)	V_F	2.4 V
Reverse Current (Max.) ($V_R=5\text{V}$)	I_R	<100 μA
Peak Wavelength (Typ.) ($I_F=20\text{mA}$)	λ_P	591 nm
Dominant Wavelength (Typ.) ($I_F=20\text{mA}$)	λ_D	589 nm
Spectral Line Half Width (Typ.) ($I_F=20\text{mA}$)	$\Delta\lambda$	20 nm



Dimensions				Units: Inches (mm)			
L_1	W	T_1	T_2	L_1	W	T_1	T_2
0.1259±0.004 (3.20±0.1)	0.0629±0.004 (1.6±0.1)	0.0728±0.004 (1.85±0.1)	0.0110±0.004 (0.28±0.1)				

Absolute Maximum Ratings ($T_A=25^\circ\text{C}$)	GR1 (AlGaInP)	Unit
Reverse Voltage	V_R	5 V
DC Forward Current	I_F	20 mA
Peak Forward Current 1/10 Duty Cycle @ 10KHz	I_{FP}	40 mA
Power Dissipation	P_D	48 mW
Operating Temperature	T_A	-40 ~ +85 °C
Storage Temperature	T_{stg}	-40 ~ +100 °C

Soldering Pad Layout



Tolerances are all ±0.1mm

CTL1206DYW1T DATASHEET

Chip Type LED, 1206, Dome Lens, Yellow



VENKEL LTD.

Graphs

Fig.1 Forward Current vs Forward Voltage

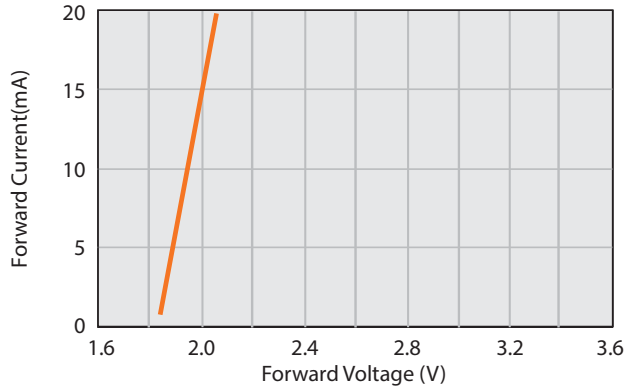


Fig.2 Relative Intensity vs Forward Current

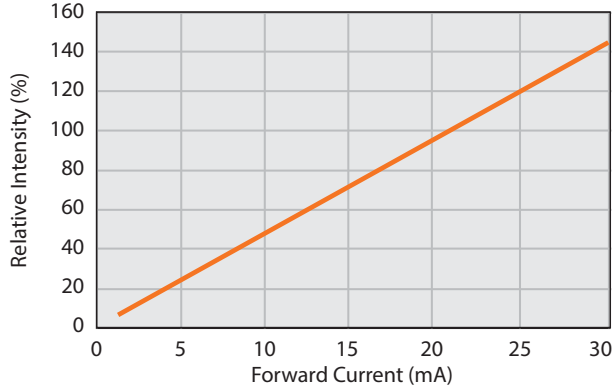


Fig.3 Current vs Temp

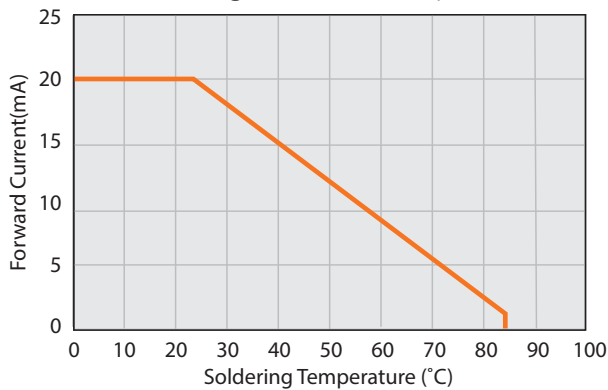


Fig.4 Relative Intensity vs Wavelength

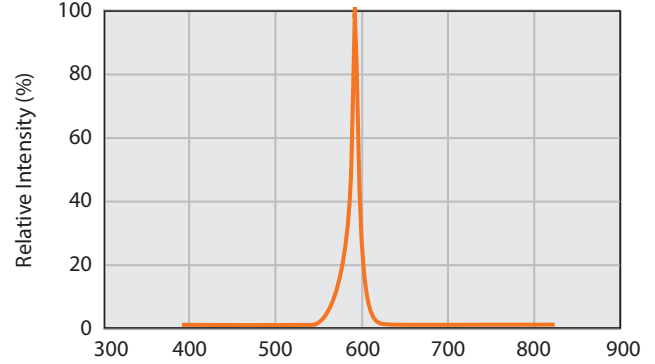
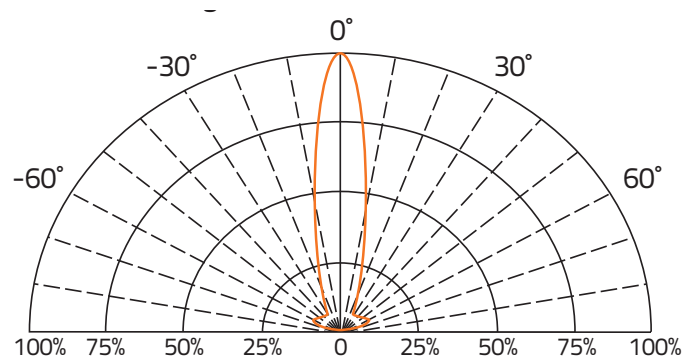


Fig.5 Direct Radiation



Environmental information	
RoHS Status	6 of 6 Compliant
REACH Status	Compliant
Halogen Status	Halogen Free
Conflict Mineral Status	Conflict Mineral Free
Moisture Sensitivity Level (MSL)	3

Reflow profile	
Max Reflow Temperature	260°C
Number of Reflow Cycles	2
Time at Max Reflow Temperature	10 seconds

CTL1206DYW1T DATASHEET

Chip Type LED, 1206, Dome Lens, Yellow



VENKEL LTD.

Label Example

Item: CTL1206DYW1T

Chip Type LED, 1206, Dome Lens, Yellow

Qty: 2000

D/C: 1616

Lot: E1A1A22L12

BIN/HUE: Z/C

VF: 1.6V-2.4V

VENKEL LTD

YOUR SINGLE SOURCE FOR SURFACE MOUNT PASSIVES

Codes:

VF: Forward Voltage | BIN: Luminous Intensity | HUE: Dominant Wavelength

Luminous Intensity Classification (BIN Code)

BIN Code	Iv(mcd) at 20mA	
	Min.	Max.
V	450.0	560.0
W	560.0	715.0
X	715.0	900.0
Y	900.0	1125.0
Z	1125.0	1440.0
AA	1440.0	1800.0
AB	1800.0	2250.0

Dominant Wavelength Classification (HUE Code)

HUE Code	λ_D (nm) at 20mA	
	Min.	Max.
B	584.5	587.0
C	587.0	589.5
D	589.5	592.0
E	592.0	594.5

CTL1206DYW1T DATASHEET

Chip Type LED, 1206, Dome Lens, Yellow



VENKEL LTD.

Reel Specifications		Units: mm		
M	C	F	E	G
178±1.50	13.0±1.0	12.0±1.0	60.0±1.0	9.0±1.0

Packaging Specifications	
Reel Size:	7"
Quantity per Reel :	2,000

Storage Specifications
1. Storage temperature and RH: 5°C~35°C, RH60%
2. Once the package is opened, the LEDs should be used within a week. Otherwise, they should be kept in a moisture proof bag with desiccant. We suggest that you use this product within one year from date code.
3. If opened for more than one week in an atmosphere of 5°C~35°C, RH60%. The parts should be heat treated at 60°C±5°C for 15 hours.

Tape Specifications		Units: mm		
T	W	A	B	F
2.17±0.10	8.0+0.30/-0.10	3.37±0.10	1.78±0.10	3.5±0.05
E	H	J	D	G
1.75±0.1	4.0±0.1	2.0±0.05	1.5±0.1	4.0±0.1

CTL1206DYW1T DATASHEET

Chip Type LED, 1206, Dome Lens, Yellow



VENKEL LTD.

Environmental Test Criteria

Classification	Test Item	Test Condition	Sample Size
Endurance Test	Operating Life	1. 25°C 2. 1000hrs	40
	High Temperature Storage	1. 85°C±5°C 2. 1000hrs	40
	Temperature, Humidity Bias	1. 40°C 2. 93% 3. 1000hrs	40
Environmental Test	Solderability	1. 245°C / 3±1 sec 2. 260°C / 10±1 sec	40