

CTL0402FGR2T-L DATASHEET

Chip Type LED, 0402, Flat Lens, Green, Low Profile

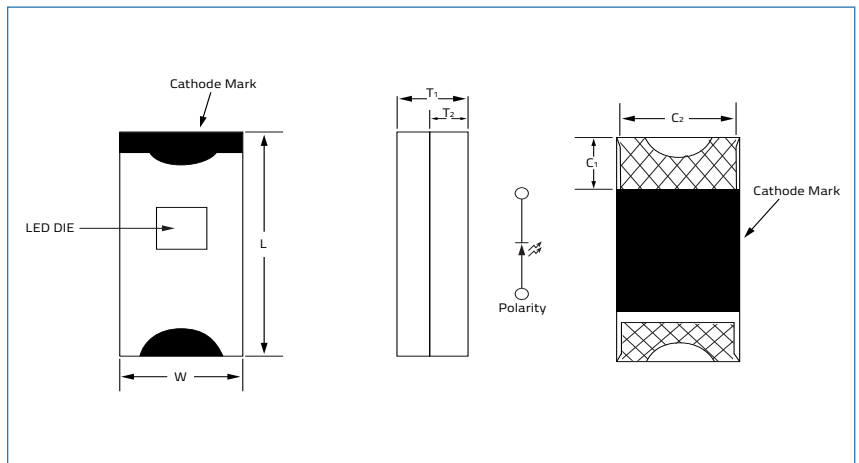


VENKEL LTD.

Part Number	Size	Emitting Color	Emitting Material	Lens-Color	Luminous Intensity ($I_F=20\text{mA}$) mcd	Wavelength nm λ_P	Viewing Angle ($2\theta_{1/2}$)
CTL0402FGR2T-L	0402	Green	InGaN	Water Clear	112.5 min 500 typ	520	130°

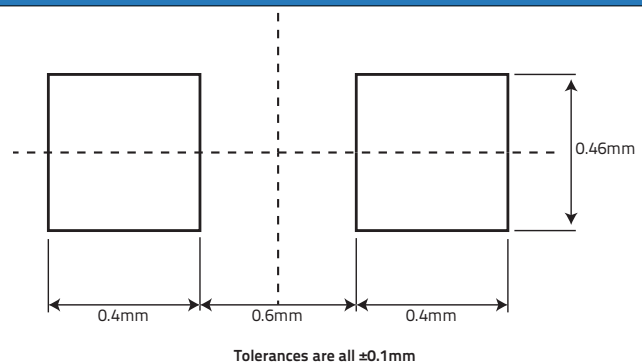
Electrical & Optical Specifications ($T_A=25^\circ\text{C}$)		GR2 (InGaN)	Unit
Forward Voltage (Typ.) ($I_F=20\text{mA}$)	V_F	3.3	V
Forward Voltage (Max.) ($I_F=20\text{mA}$)	V_F	3.9	V
Reverse Current (Max.) ($V_R=5\text{V}$)	I_R	10	μA
Peak Wavelength (Typ.) ($I_F=20\text{mA}$)	λ_P	520	nm
Dominant Wavelength (Typ.) ($I_F=20\text{mA}$)	λ_D	525	nm
Spectral Line Half Width (Typ.) ($I_F=20\text{mA}$)	$\Delta\lambda$	30	nm

Absolute Maximum Ratings ($T_A=25^\circ\text{C}$)		GR2 (InGaN)	Unit
Reverse Voltage	V_R	5	V
DC Forward Current	I_F	20	mA
Peak Forward Current 1/10 Duty Cycle @ 10KHz	I_{FP}	60	mA
Power Dissipation	P_D	78	mW
Operating Temperature	T_A	-40 ~ +85	°C
Storage Temperature	T_{stg}	-40 ~ +100	



Dimensions		Units: Inches (mm)	
L_1	W	T_1	T_2
0.039±0.004 (1.0±0.1)	0.0196±0.004 (0.5±0.1)	0.01±0.004 (0.25±0.1)	0.0055±0.004 (0.14±0.1)
C_1	C_2		
0.0079±0.004 (0.20±0.1)	0.018±0.004 (0.46±0.1)		

Soldering Pad Layout



CTL0402FGR2T-L DATASHEET

Chip Type LED, 0402, Flat Lens, Green, Low Profile



VENKEL LTD.

Graphs

Fig.1 Forward Current vs Forward Voltage

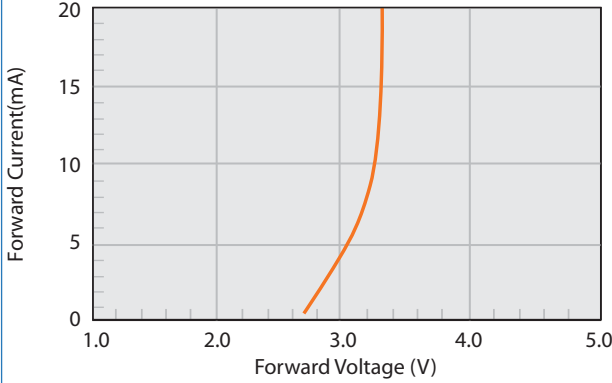


Fig.2 Relative Intensity vs Forward Current

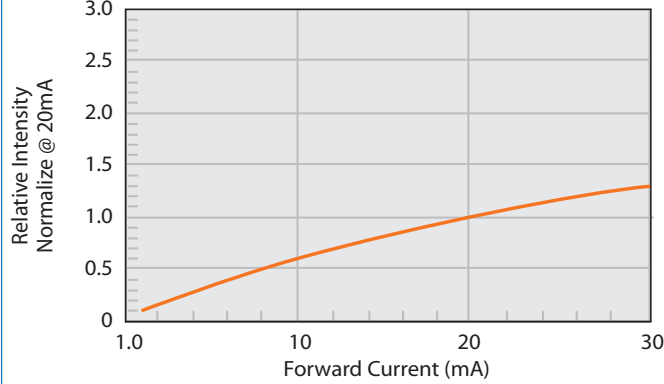


Fig.3 Current vs Temp

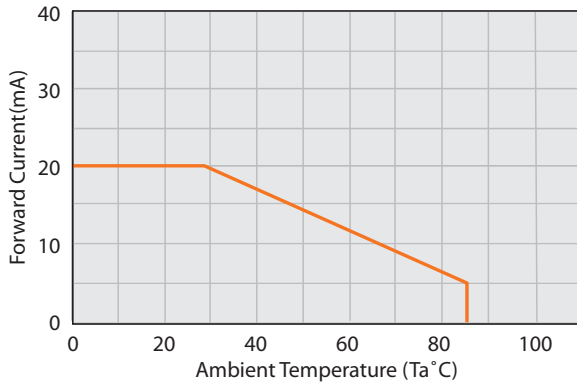


Fig.5 Relative Intensity vs Wavelength

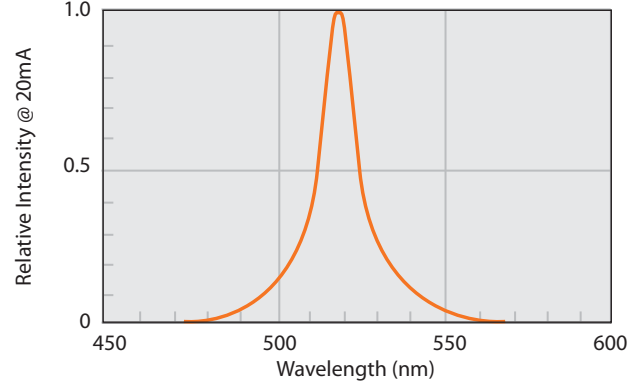
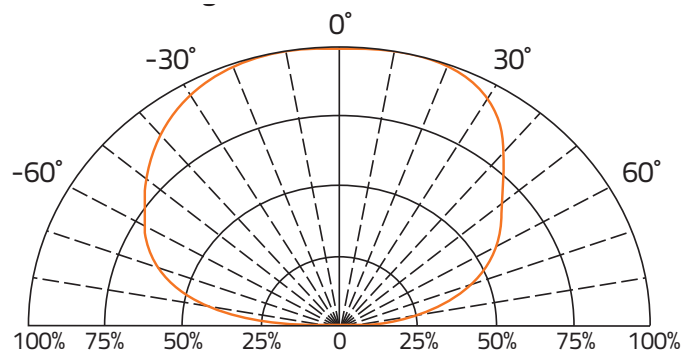


Fig. 5 Direct Radiation



Environmental information	
RoHS Status	6 of 6 Compliant
REACH Status	Compliant
Halogen Status	Halogen Free
Conflict Mineral Status	Conflict Mineral Free
Moisture Sensitivity Level (MSL)	3

Reflow profile	
Max Reflow Temperature	260°C
Number of Reflow Cycles	2

CTL0402FGR2T-L DATASHEET

Chip Type LED, 0402, Flat Lens, Green, Low Profile



VENKEL LTD.

Label Example

Item: CTL0402FGR2T-L

Chip Type LED,0402,Flat Lens,Green,Low Profile

Qty: 3000 D/C: 1616

Lot: E1A1A22L12

BIN/HUE: V/C VF: 3.1-3.3

VENKEL LTD

YOUR SINGLE SOURCE FOR SURFACE MOUNT PASSIVES

Codes:

VF: Forward Voltage | BIN: Luminous Intensity | HUE: Dominant Wavelength

Luminous Intensity Classification (BIN Code)

BIN Code	Iv(mcd) at 20mA	
	Min.	Max.
R	112.5	180
S	180	285
T	285	360
U	360	450
V	450	560
W	560	715

Dominant Wavelength Classification (HUE Code)

HUE Code	λ_D (nm) at 20mA	
	Min.	Max.
A	515	520
B	520	525
C	525	530
D	530	535
E	535	540

CTL0402FGR2T-L DATASHEET

Chip Type LED, 0402, Flat Lens, Green, Low Profile



VENKEL LTD.

Reel Specifications Units: mm

M	C	F	E	G
178±1.50	56.0±1.0	12.0±1.0	60.0±1.0	9.0±1.0

Packaging Specifications

Reel Size:	7"
Quantity per Reel :	3,000

- Storage Specifications**
1. Storage temperature and RH: 5°C~35°C, RH60%
 2. Once the package is opened, the LEDs should be used within a week. Otherwise, they should be kept in a moisture proof bag with desiccant. We suggest that you use this product within one year from date code.
 3. If opened for more than one week in an atmosphere of 5°C~35°C, RH60%. The parts should be heat treated at 60°C±5°C for 15 hours.

Tape Specifications Units: mm

T	W	A	B	F
0.38±0.03	8.0±0.3	1.11±0.03	0.60±0.03	3.5±0.05
E	H	J	D	G
1.75±0.1	4.0±0.1	2.0±0.05	1.5±0.1	4.0±0.1

CTLO402FGR2T-L DATASHEET

Chip Type LED, 0402, Flat Lens, Green, Low Profile



VENKEL LTD.

Environmental Test Criteria			
Classification	Test Item	Test Condition	Sample Size
Endurance Test	Operating Life	1. 25°C 2. 1000hrs	40
	High Temperature Storage	1. 85°C±5°C 2. 1000hrs	40
	Temperature, Humidity Bias	1. 40°C 2. 93% 3. 1000hrs	40
Environmental Test	Solderability	1. 245°C / 3±1 sec 2. 260°C / 10±1 sec	40