

MATERIAL

Glass-fibre reinforced polyamide based (PA) technopolymer, black (C9) or orange (C2) colour, matte finish.

TORQUE LIMITING MECHANISM

Nickel-plated steel.

STANDARD EXECUTIONS

- **CTD-B-2**: nickel-plated steel boss with threaded blind hole, maximum torque 2Nm.
- **CTD-B-3**: nickel-plated steel boss with threaded blind hole, maximum torque 3Nm.
- **CTD-p-2**: nickel-plated steel threaded screw, maximum torque 2Nm.
- **CTD-p-3**: nickel-plated steel threaded screw, maximum torque 3Nm.

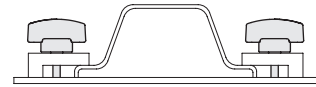
FEATURES AND APPLICATIONS

CTD wing knobs are used when the applied tightening torque must not exceed a preset value.

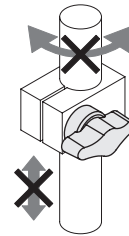
The torque transmission from the wing knob to the clamping element takes place by means of a spring system which prevents the overcoming of the established torque. Upon exceeding the established torque, a "click" sound will be heard to indicate that the maximum tightening has been reached. By turning the knob anticlockwise the mechanism unlocks.



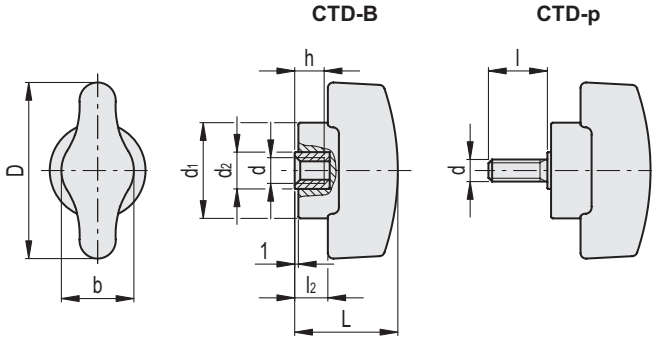
Application Examples



To prevent sheet deformation



Fastening of the tube to avoid damage to tube surfaces



Conversion Table	
1 mm = 0.039 inch	
D	
mm	inch
48	1.87

■ C9 RAL9005 ■ C2 RAL2004

CTD-B

Code	Description	Code	Description	D	d	L	d1	d2	l	l2	b	h	C# [Nm]	⚖️
221901-C9	CTD.48 B-M5-2-C9	221901-C2	CTD.48 B-M5-2-C2	48	M5	28	26	10	9	20	8	2	35	
221902-C9	CTD.48 B-M5-3-C9	221902-C2	CTD.48 B-M5-3-C2	48	M5	28	26	10	9	20	8	3	36	
221905-C9	CTD.48 B-M6-2-C9	221905-C2	CTD.48 B-M6-2-C2	48	M6	28	26	10	9	20	8	2	34	
221906-C9	CTD.48 B-M6-3-C9	221906-C2	CTD.48 B-M6-3-C2	48	M6	28	26	10	9	20	8	3	35	

METRIC

CTD-p

Code	Description	Code	Description	D	d	L	d1	d2	l	l2	b	C# [Nm]	⚖️
221951-C9	CTD.48 p-M5x10-2-C9	221951-C2	CTD.48 p-M5x10-2-C2	48	M5	28	26	10	10	9	20	2	37
221952-C9	CTD.48 p-M5x10-3-C9	221952-C2	CTD.48 p-M5x10-3-C2	48	M5	28	26	10	10	9	20	3	38
221955-C9	CTD.48 p-M5x16-2-C9	221955-C2	CTD.48 p-M5x16-2-C2	48	M5	28	26	10	16	9	20	2	38
221956-C9	CTD.48 p-M5x16-3-C9	221956-C2	CTD.48 p-M5x16-3-C2	48	M5	28	26	10	16	9	20	3	39
221961-C9	CTD.48 p-M6x16-2-C9	221961-C2	CTD.48 p-M6x16-2-C2	48	M6	28	26	10	16	9	20	2	39
221962-C9	CTD.48 p-M6x16-3-C9	221962-C2	CTD.48 p-M6x16-3-C2	48	M6	28	26	10	16	9	20	3	40
221965-C9	CTD.48 p-M6x25-2-C9	221965-C2	CTD.48 p-M6x25-2-C2	48	M6	28	26	10	25	9	20	2	41
221966-C9	CTD.48 p-M6x25-3-C9	221966-C2	CTD.48 p-M6x25-3-C2	48	M6	28	26	10	25	9	20	3	42

METRIC

Maximum torque (±15%)

