

ELECTRICAL SPECIFICATION

PARAMETER	SYMBOL	CONDITIONS	VALUE	UNIT
Nominal Frequency	fo	Ta=25°C	11.0592	MHz
Supply Voltage, nom.	Vcc	Vcc ±10%	5	V
Supply Current, max.	Is	Vcc=5.0 VDC; Ta=+25°C; Load=15 pF CMOS	50	mA
Operating Temperature Range	Ta	-	0 ~ +70	°C
Storage Temperature Range	T(stg)	-	-55 ~ +125	°C
Frequency Stability	Δf/fo	Inclusive of 25°C Tolerance and Changes due to Operating Temperature, Supply Voltage, Load, Aging, Shock and Vibration	±100	ppm
Output Voltage Levels	VoL	Logic "0" Level,	10% x Vcc	VDC
	VoH	Logic "1" Level	90% x Vcc	
Output Load	---	1 to 10 TTL Output	--	--
Symmetry (Duty cycle)	DC	@ 50% of signal (Vdd)	40...60	%
Rise Time / Fall Time, max.	tr / tf	20%~80% Vout, 80%~20% Vout,	10	ns

MECHANICAL SPECIFICATION


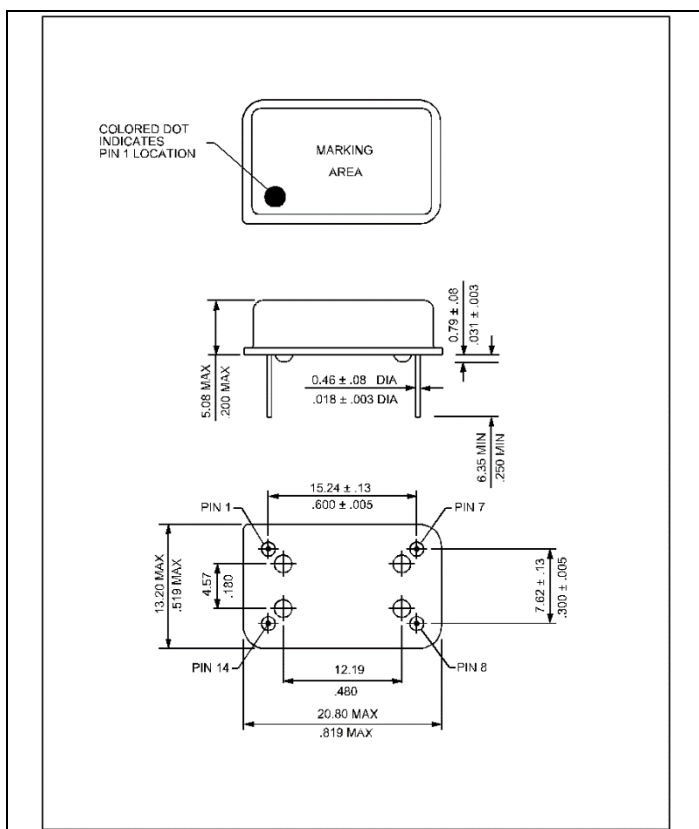
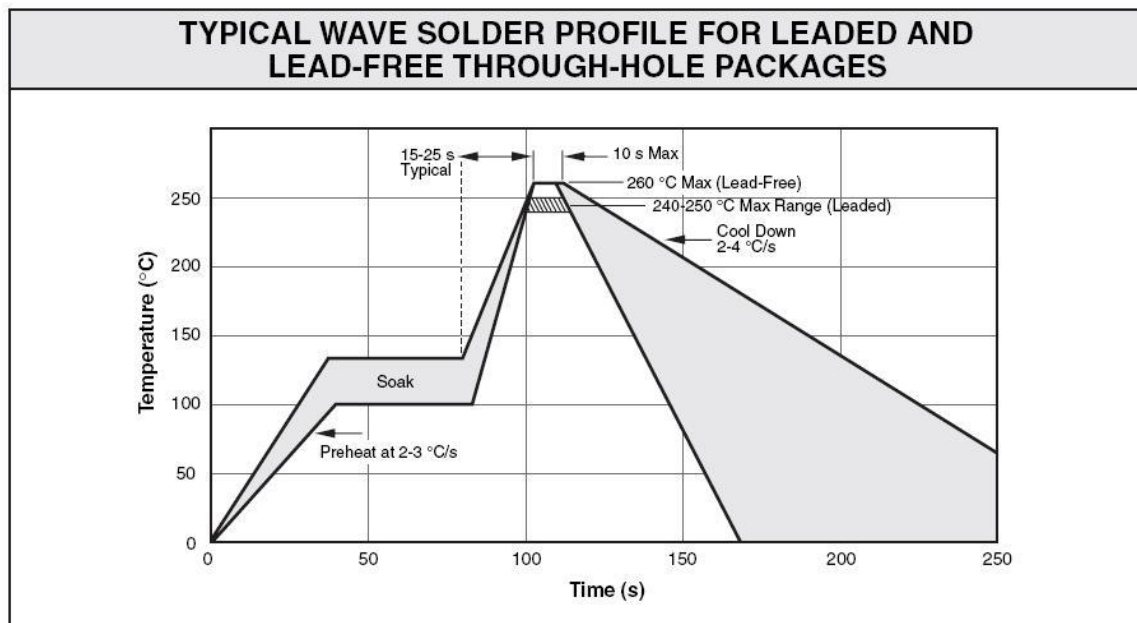


Photo is not actual part

PIN CONNECTION	
PIN	FUNCTION
1	nc
7	Ground
8	Output
14	Vcc

REFLOW PROFILE



Wave Solder profile		
Profile Feature	SnPb eutectic	Pb-Free
Average ramp-up rate	~200°C/second	~200°C/second
Heating Rate during preheat	typical 1-2°/second max 4°/second	typical 1-2°/second max 4°/second
Final preheat temperature, T _s	~130°C	~130°C
Peak temperature, T _P	235°C	260°C
Time within +0°C / -5°C of actual temperature, t _P	10 seconds	10 seconds
Ramp-down rate	5°C/second max.	5°C/second max.

ENVIRONMENTAL

PARAMETER	VALUE
MOISTURE SENSITIVITY LEVEL	1
RoHS	Compliant
REACH-SVHC	Compliant
HALOGEN-FREE	Compliant
TERMINATION FINISH	Sn



MARKING

CO1100
11.0592
•Rxxxyww

x – Internal Production ID code
y – Year code
w – Week code

YEAR CODE	
Year	Code
2019	9
2020	0
2021	1
2022	2
2023	3
2024	4
2025	5
2026	6
2027	7
2029	8
2029	9

ALPHA WEEK CODE TABLE					
Week	Code	Week	Code	Week	Code
1	a	19	s	37	K
2	b	20	t	38	L
3	c	21	u	39	M
4	d	22	v	40	N
5	e	23	w	41	O
6	f	24	x	42	P
7	g	25	y	43	Q
8	h	26	z	44	R
9	i	27	A	45	S
10	j	28	B	46	T
11	k	29	C	47	U
12	l	30	D	48	V
13	m	31	E	49	W
14	n	32	F	50	X
15	o	33	G	51	Y
16	p	34	H	52	Z
17	q	35	I		
18	r	36	J		

APPROVAL

RALTRON	
DRAWN BY:	AR, March 24, 2022
APPROVED BY:	CP, March 24, 2022
REVISION:	A, Initial Release

Raltron Electronics / RAMI Technology USA, LLC, including its affiliates, employees, agents and other persons acting on its behalf (collectively Raltron/RAMI Tech), disclaim any and all liability for any errors or inaccuracies contained in this data sheet. While Raltron/RAMI Tech has made every reasonable effort to ensure the accuracy of all product information, specifications and data contained herein, Raltron/RAMI Tech does not guarantee that the information is accurate, reliable or current. The product information is provided only for reference purposes only and is subject to change, correction or revision, at any time without notice. Raltron/RAMI Tech does not assume any liability arising out of an application or use of any product described herein and disclaims any warranties expressed or implied. The user of products in such applications shall assume all risks of such use and will agree to hold Raltron/RAMI Tech, harmless against all damages.

Copyright © 2016, Raltron Electronics / RAMI Technology USA, LLC. All rights reserved. No part of this document may be reproduced in any form without the prior written permission of Raltron Electronics / RAMI Technology USA, LLC.