


SMD Power Inductor CDRH10D43R



Description

- Ferrite drum core construction.
- Magnetically shielded.
- L × W × H: 10.8 × 10.5 × 4.5mm Max.
- Product weight: 1.6g (Ref.)
- Moisture Sensitivity Level: 1
- RoHS compliance.

Environmental Data

- Operating temperature range: -40°C ~ +105°C (including coil's self temperature rise)
- Storage temperature range: -40°C ~ +105°C
- Solder reflow temperature: 260 °C peak.

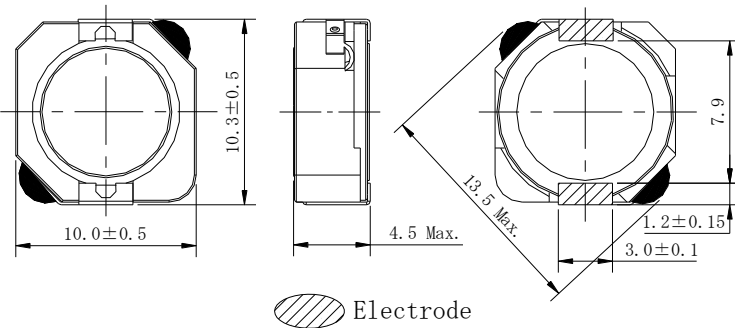
Packaging

- Carrier tape and reel packaging
- 13" diameter reel
- 500pcs per reel

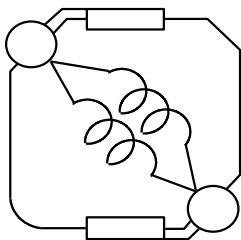
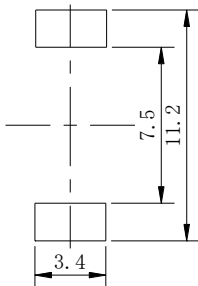
Applications

- Ideally used in Game machine, Notebook PC, LCD TV, DVD, STB, Projector etc as DC-DC converter inductors.

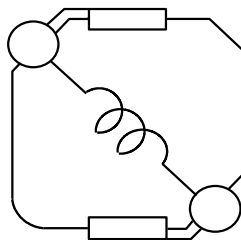
Dimension - [mm]




Land pattern and Schematics - [mm]



1.2µH ~ 22µH



33µH ~ 100µH



Electrical Characteristics


Part Name	Stamp	Inductance (μH) [within] ※1	D.C.R. (m Ω) Max. (Typ.) (at 20°C)	Saturation Current (A) ※2		Temperature Rise Current (A) ※3
				at 20°C	at 105°C	
CDRH10D43RNP-1R2PC	1R2	1.2 \pm 25%	10.4(8.28)	12.0	9.0	7.2
CDRH10D43RNP-1R8PC	1R8	1.8 \pm 25%	12.2(9.76)	11.2	8.5	6.6
CDRH10D43RNP-2R7PC	2R7	2.7 \pm 25%	14.1(11.3)	9.5	7.3	6.0
CDRH10D43RNP-3R9PC	3R9	3.9 \pm 25%	16.6(13.2)	8.8	6.9	5.8
CDRH10D43RNP-4R7PC	4R7	4.7 \pm 25%	20.4(16.3)	8.0	6.5	4.8
CDRH10D43RNP-6R8PC	6R8	6.8 \pm 25%	25.1(20.0)	7.0	5.6	4.6
CDRH10D43RNP-8R2PC	8R2	8.2 \pm 25%	31.0(24.8)	6.0	4.8	4.2
CDRH10D43RNP-100MC	100	10 \pm 20%	32.7(26.1)	5.2	4.3	4.1
CDRH10D43RNP-120MC	120	12 \pm 20%	47.2(37.7)	4.9	4.0	3.2
CDRH10D43RNP-150MC	150	15 \pm 20%	56.1(44.9)	4.5	3.7	3.1
CDRH10D43RNP-220MC	220	22 \pm 20%	73.9(59.1)	4.0	3.2	2.7
CDRH10D43RNP-330MC	330	33 \pm 20%	120.0(95.7)	3.1	2.6	2.0
CDRH10D43RNP-470MC	470	47 \pm 20%	160.4(128.3)	2.6	2.1	1.7
CDRH10D43RNP-560MC	560	56 \pm 20%	175.8(140.6)	2.4	2.0	1.6
CDRH10D43RNP-680MC	680	68 \pm 20%	217.3(173.8)	2.2	1.8	1.4
CDRH10D43RNP-820MC	820	82 \pm 20%	273.8(219.0)	2.0	1.6	1.2
CDRH10D43RNP-101MC	101	100 \pm 20%	344.5(275.6)	1.8	1.4	1.1

※1 Inductance measuring condition: at 100kHz.

※2 The saturation current: This indicates the value of DC current when the inductance decreases to 65% of it's nominal.

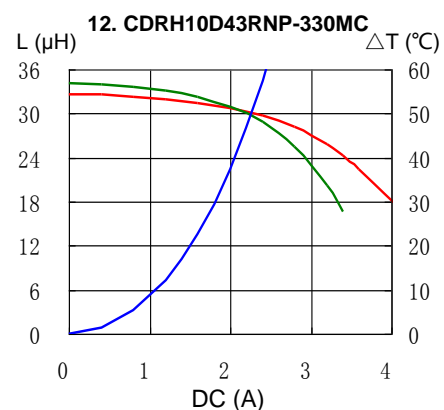
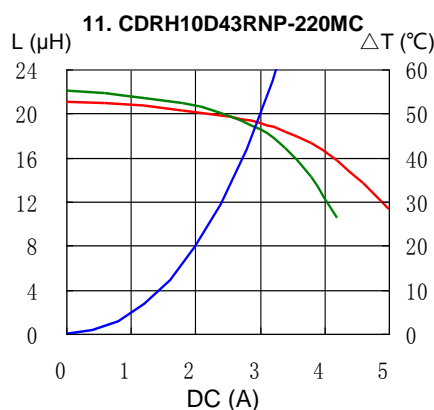
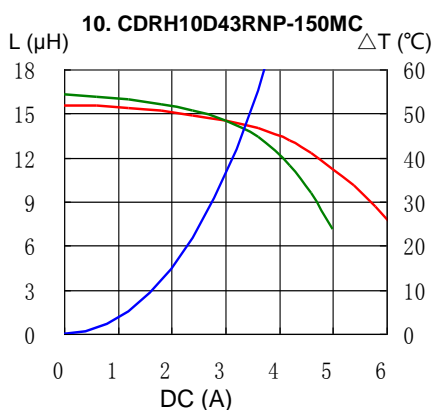
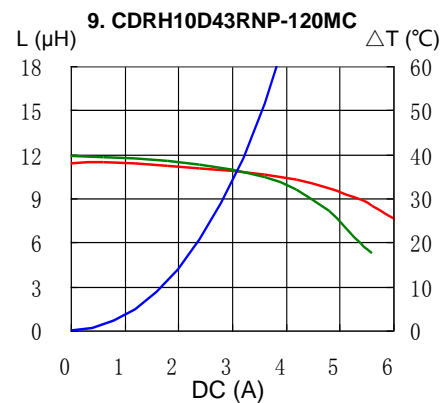
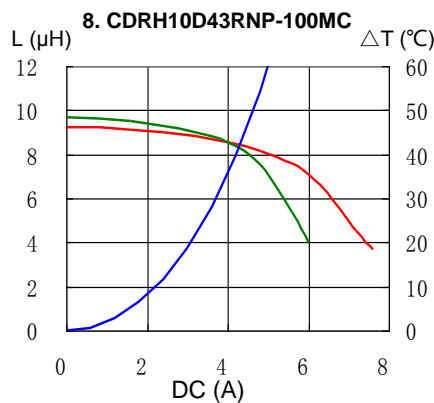
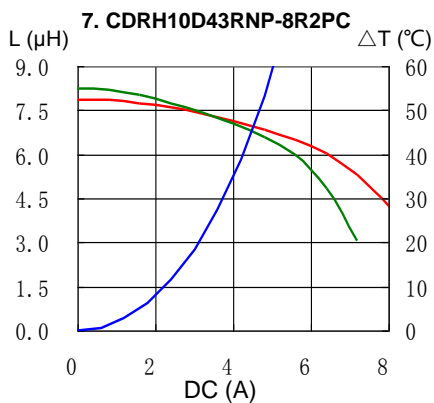
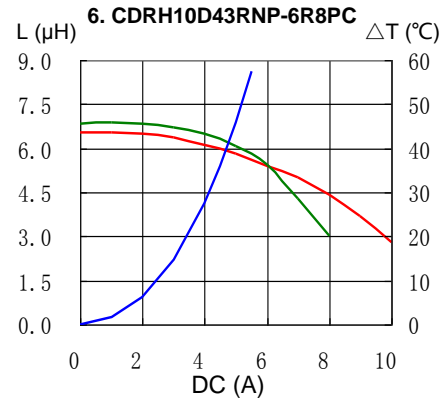
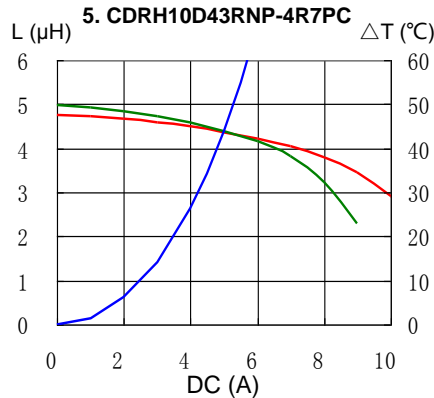
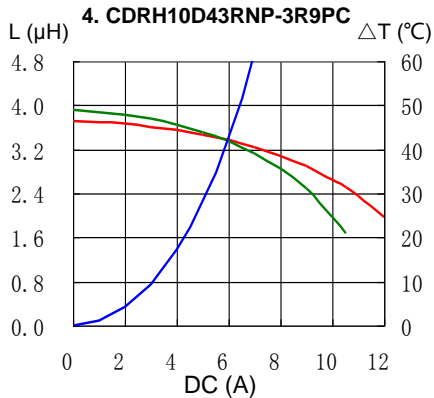
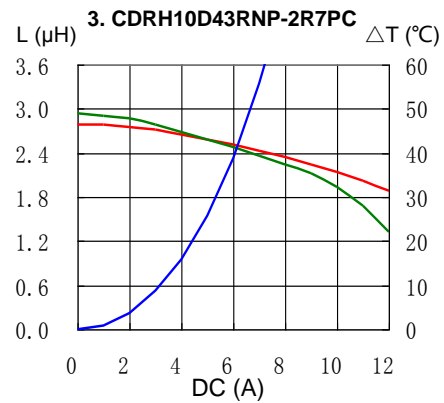
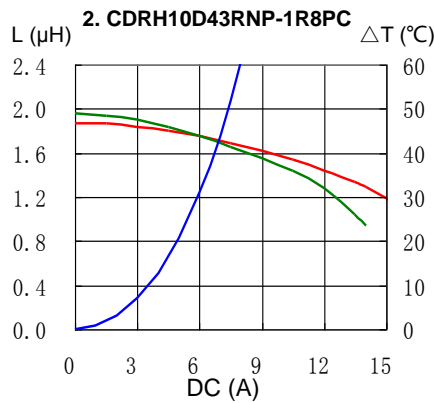
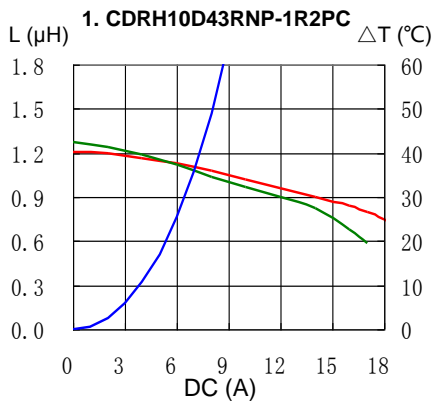
※3 The temperature rise: The value of DC current when the temperature rise is $\Delta T=40^\circ\text{C}$ ($T_a=20^\circ\text{C}$).

SMD Power Inductor CDRH10D43R



Saturation Current & Temperature Rise Graph

— L (20°C) — L (100°C) — ΔT

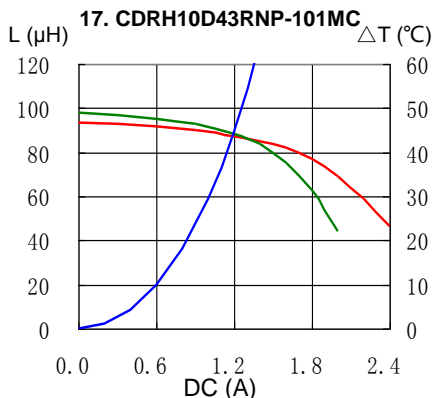
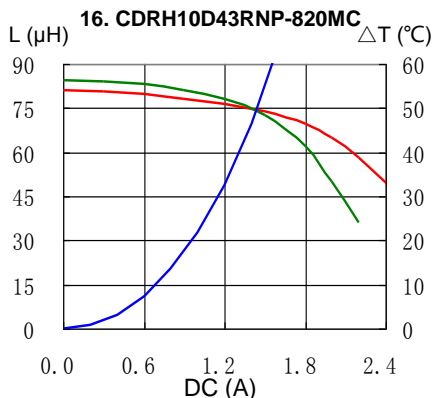
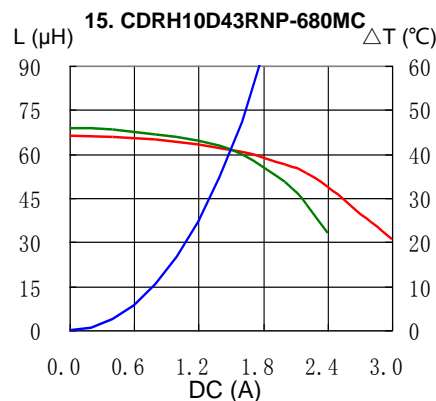
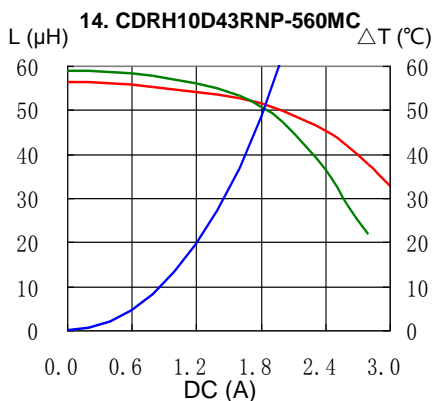
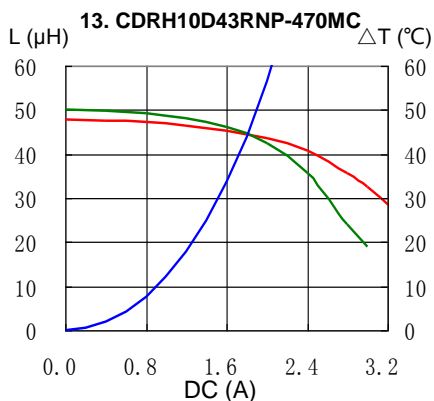


SMD Power Inductor CDRH10D43R



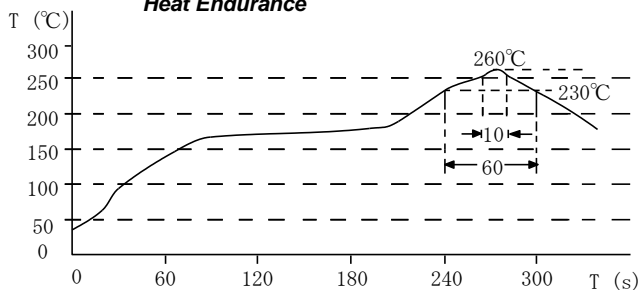
Saturation Current & Temperature Rise Graph

— L (20°C) — L (100°C) — ΔT

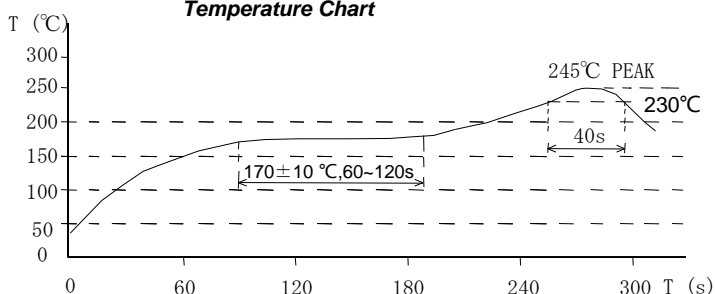


Solder Reflow Condition

Heat Endurance



Temperature Chart



Please refer to the sales offices on our website - <http://www.sumida.com>

Hong Kong

Tel.+852-2880-6781
FAX.+852-2565-9600
sales@hk.sumida.com

Saitama(Japan)

Tel.+81-48-691-7300
FAX.+81-48-691-7340
sales@jp.sumida.com

Chicago

Tel.+1-847-545-6700
FAX. +1-847-545-6720
sales@us.sumida.com

Shanghai

Tel.+86-21-5836-3299
FAX.+86-21-5836-3266
shanghai.sales@cn.sumida.com

Seoul

Tel.+82-2-6237-0777
FAX.+82-2-6237-0778
sales@kr.sumida.com

Obernzell

Tel.+49-8591-937-0
FAX. +49-8591-937-103
contact@eu.sumida.com

Shenzhen

Tel.+86-755-8291-0228
FAX.+86-755-8291-0338
shenzhen.sales@cn.sumida.com

Singapore

Tel.+65-6296-3388
FAX.+65-6841-4426
sales@sg.sumida.com

Neumarkt

Tel.+49-9181-4509-110
FAX. +49-9181-4509-310
infocomp@eu.sumida.com

Taipei

Tel.+886-2-8751-2737
FAX.+886-2-8751-2738
sales@tw.sumida.com

San Jose

Tel.+1-408-321-9660
FAX.+1-408-321-9308
sales@us.sumida.com