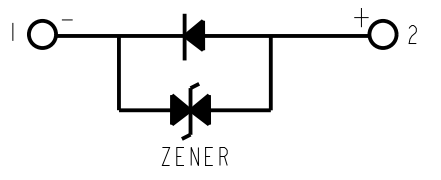
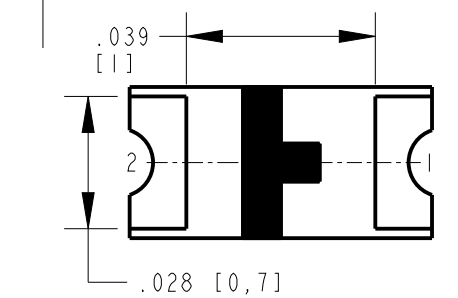
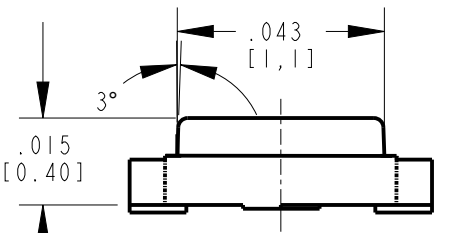
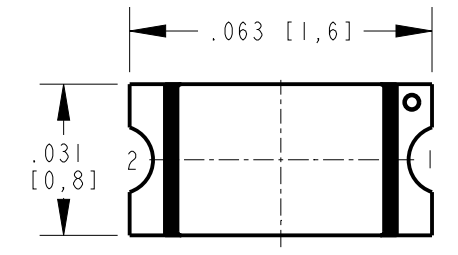


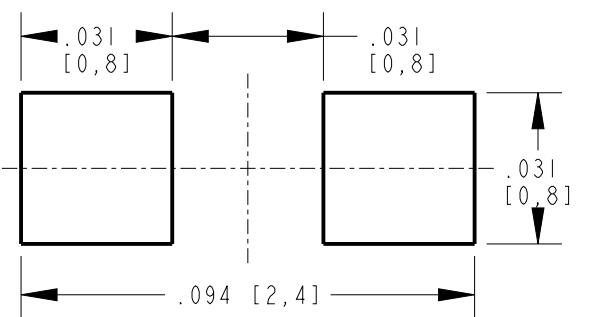
DIALIGHT PART NO.	LED COLOR
598-2003-107F	WHITE
598-2003-102F	(X=0.21, Y=0.16)

REV	ECN NO	REVISIONS	DRN	CKD	APP	DATE
A	106343	NEW RELEASE	JSG	CS	NO	02JUN23

- NOTES:
- PIN NUMBERS ARE FOR REFERENCE ONLY, DESIGNATION NON-EXISTENT ON PART.
 - LABELING FOR REEL AND OUTSIDE OF ALUMINUM BAG, DIALIGHT P/N, QUANTITY PER REEL, DATE CODE, INTENSITY BIN CODE, LOT NUMBER AND COUNTRY OF ORIGIN.
 - THIS PRODUCT IS RoHS COMPLIANT. EACH BAG IS TO BE MARKED WITH RoHS COMPLIANT LABEL OR EQUIVALENT MARKINGS. LED MUST BE Pb FREE.
 - MOISTURE SENSITIVITY LEVEL 3.
 - QUANTITY : PART NUMBERS END WITH 107F REFER AS 4000 PCS/ REEL
PART NUMBERS END WITH 102F REFER AS 20 PCS/ STRIP

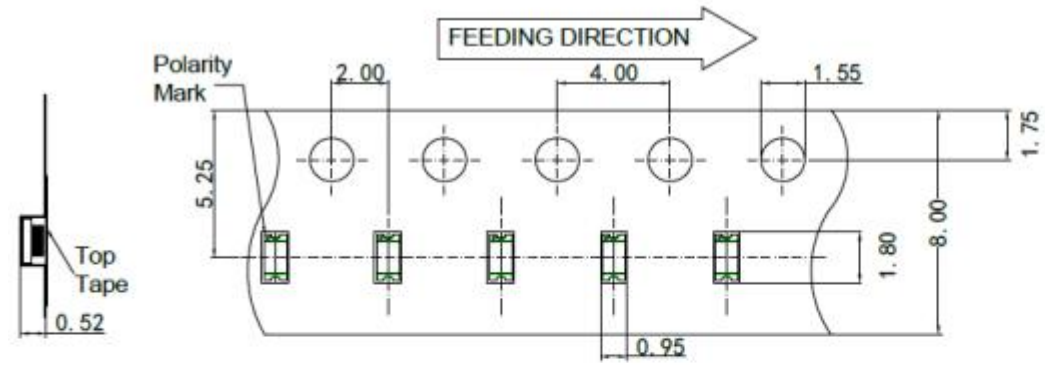


LED SCHEMATIC

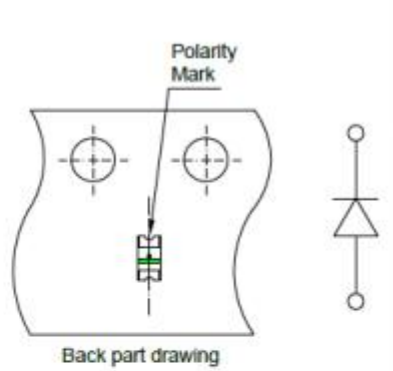


RECOMMENDED SOLDER PAD LAYOUT

Carrier Tape Dimension

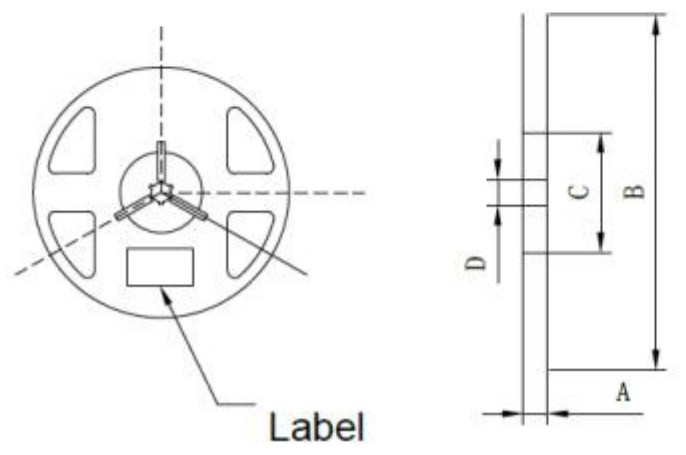


TAPING SPECIFICATIONS



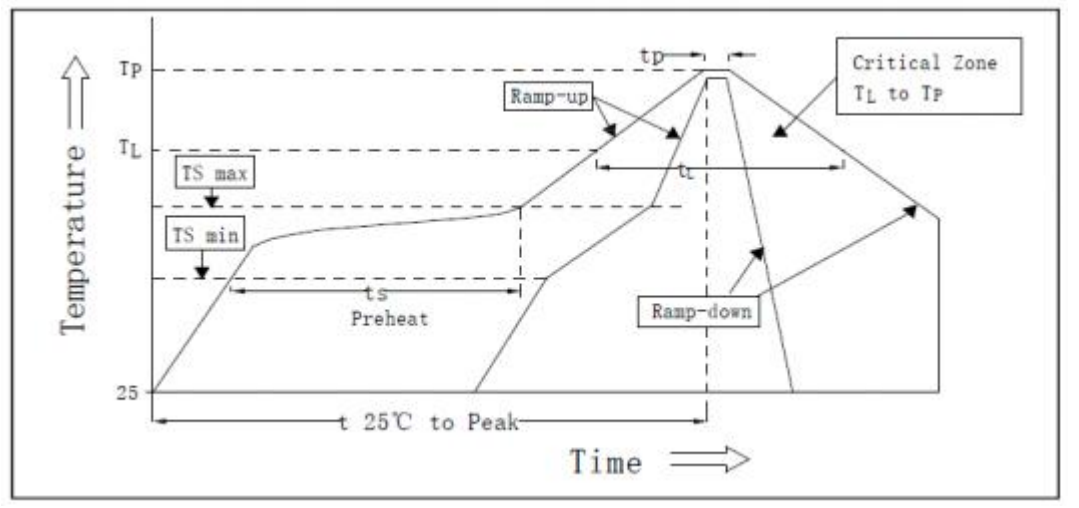
TOLERANCE (UNLESS OTHERWISE SPECIFIED): ±0.003(±0.1mm)

Reel Dimension



A	8.0±0.1mm
B	178±1mm
C	60±1mm
D	13.0±0.5mm

RECOMMENDED RoHS SOLDER PROFILE



MARK	DEFINITION	CONDITION
TS _{max}	MAXIMUM OF PRE-HEATING TEMPERATURE	200°C
TS _{min}	MINIMUM OF PRE-HEATING TEMPERATURE	150°C
T _s	TIME FORM T _{smin} To T _{smax}	60s-120s
T _L	REFERENCE TEMPERATURE	217°C
t _L	RETENTION TIME FOR T _L	60s-150s
T _p	PEAK TEMPERATURE	260°C
t _p	TIME FOR PEAK TEMPERATURE	WITHIN 10s
DTr/Dt	TEMPERATURE RISING RATE	WITHIN 3°C/sec
DTd/Dt	TEMPERATURE DECREASING RATE	WITHIN 6°C/sec

ABSOLUTE MAXIMUM RATINGS AT 25°C

LED COLOR (mcd)	POWER DISSIPATON (mW)	FORWARD CURRENT (mA)	PEAK FORWARD CURRENT (mA) 1/10 DUTY CYCLE, 0.1ms PULSE WIDTH	OPERATING TEMPRATURE (°C)	STORAGE TEMPRATURE (°C)	DERATING CURVE (mA/°C)	ELECTROSTATIC DISCHARGE (V)
WHITE (230-1200)	108	30	60	-40°C TO +85°C	-40°C TO +85°C	.416	5000

OPERATING CHARACTERISTICS AT 25°C AMBIENT

LED COLOR (mcd)	TEST CONDITION (mA)	LUMINOUS INTENSITY (mcd)		FORWARD VOLTAGE (V)		CHROMATICITY COORDINATED (CALCULATED)	REVERSE CURRENT (uA)	VIEWING ANGLE (DEGREES)	THERMAL RESISTANCE (°C/W)	
		TYP	MIN	MAX	MIN				MAX	TYP
WHITE (230-1200)	20mA	230	1200	2.8	3.6	X=.255, Y=.242	10µA @ VR=5V	140	450	



ATTENTION:
OBSERVE PRECAUTIONS FOR
HANDLING ELECTROSTATIC
SENSITIVE DEVICES

THIS DRAWING AND THE CONTENTS HEREIN ARE CONFIDENTIAL AND THE SOLE PROPERTY OF DIALIGHT CORP. REPRODUCTION OF THIS DRAWING OR CONSTRUCTION OF ANY PARTS WITHIN THIS DRAWING ARE FORBIDDEN WITHOUT THE WRITTEN CONSENT OF DIALIGHT CORP.

DIALIGHT CORP INTERNAL REFERENCE ONLY = 3D MODEL : 4500521862723- .1

SCALE: 25.000
ALL DIM's: INCH (mm)

TOLERANCES:
UNLESS OTHERWISE SPECIFIED
FRACTIONS: ±1/64
DECIMALS (.XX): ±.01
DECIMALS (.XXX): ±.005
DECIMALS (.XXXX): ±.0005
ANGLES: ±1°
FINISH

DRAWING NUMBER: C-18695
REV: A

TITLE: SM 0603 WHITE LED 0.4mm THICK

MATERIAL:

Dialight
1501 ROUTE 34 SOUTH
FARMINGDALE, NJ 07727
(732) 919-3119
www.dialight.com

FSCM 83330
SHEET 1 OF 1 FAMILY TABLE: