

NOTES:

1. MATERIALS AND FINISHES:
 BODY, SHELL, CONTACT & FERRULE - BRASS, GOLD PLATING
 INSULATOR - PTFE, NATURAL
 RETAINING RING - STAINLESS STEEL, NATURAL
 GASKET - SILICONE, RED
 HEAT SHRINK TUBE - BLACK
2. ELECTRICAL:
 A. IMPEDANCE: 50 OHM
3. MECHANICAL:
 A. DURABILITY: 500 CYCLES MIN.
 B. TEMPERATURE RANGE: -65°C TO +165°C

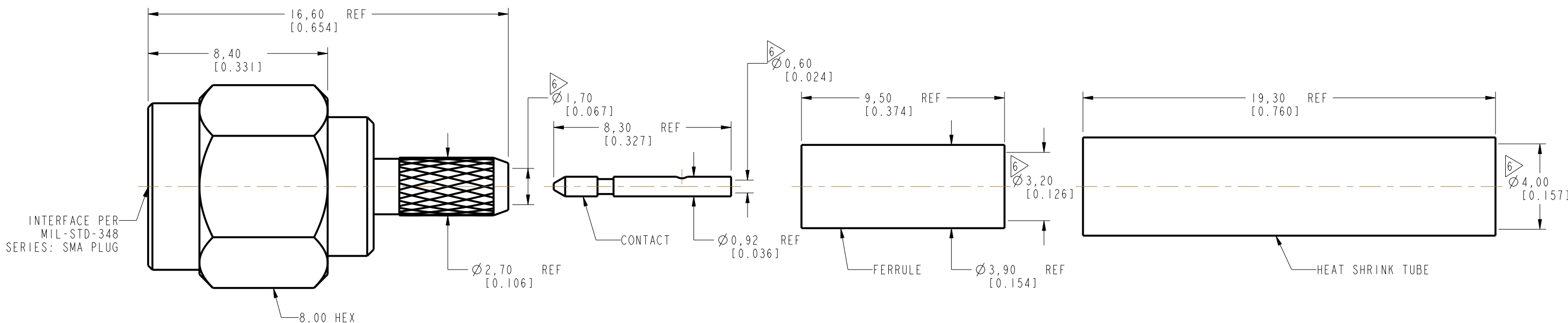
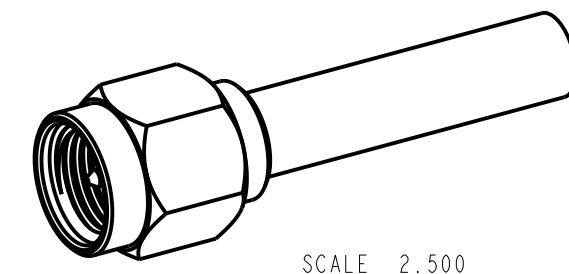
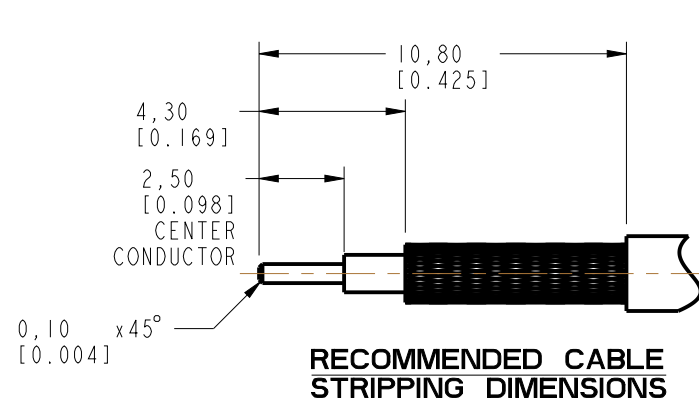
4. PACKAGING:
 A. QUANTITY: SINGLE PACK
 B. MARKING: BAG TO BE MARKED "AMPHENOL RF, 132114, AND DATE CODE"
5. CABLE ASSEMBLY INSTRUCTIONS:
 A. TRIM CABLE AS SHOWN.
 B. SLIDE HEAT SHRINK TUBE & FERRULE ONTO CABLE.
 C. SOLDER CONTACT TO CABLE CENTER CONDUCTOR
 D. CRIMP FERRULE WITH 0.128" HEX DIE.

6 SHOWS CABLE ENTRY DIMENSIONS.

THIRD ANGLE PROJ.

REVISIONS

REV	DESCRIPTION	DATE	ECO	APPR
NC	PROTOTYPE RELEASE	02-Apr-03	--	--
A	REDRAWN IN PRO-E, 8.30 WAS 8.40, Ø4.00 WAS 5.00, NOTES & FORMAT UPDATED	10/21/16	02203	KCE



CUSTOMER OUTLINE DRAWING

ALL OTHER SHEETS ARE FOR INTERNAL USE ONLY

UNLESS OTHERWISE SPECIFIED, DIMENSIONS ARE IN METRIC AND TOLERANCES ARE:
 <0.5mm ±0.05mm 0.5 - 6mm ±0.1mm 6 - 30mm ±0.2mm 30 - 120mm ±0.3mm ANGLES ±1°

NOTICE - These drawings, specifications, or other data (1) are, and remain the property of Amphenol corp. (2) must be returned upon request; and (3) are confidential and not to be disclosed to any person other than those to whom they are given by Amphenol Corp. the furnishing of these drawings, specifications, or other data by Amphenol Corp., or to any other person to anyone for any purpose is not to be regarded by implication or otherwise in any manner licensing, granting rights to permitting such holder or any other person to manufacture, use or sell any product, process or design, patented or otherwise, that may in any way be related to or disclosed by said drawings, specifications, or other data.

MATERIAL SEE NOTES	DRAWN A ARUN PRABU	DATE 13-Oct-16	TITLE SMA STR CRIMP PLUG FOR RG 174, 188A, 316 & LMR 100 CABLE		Amphenol RF www.amphenolrf.com
REFERENCE EAR #	ENGINEER A ARUN PRABU	DATE 13-Oct-16	DRAWING NO. 132114		
CONFIGURATION LEVEL: In Work	APPROVED K. CAPOZZI	DATE 10/21/16	SCALE: 6.0:1.0	SHEET 2 OF 2	ITEM NO. 132114
FINISH	CAD FILE	DWG SIZE B	REV A	PART NO. 132114	