


IP315

PICMG 1.3 12-Slot Backplane



Features


- 4-layer PCB
- AT / ATX power connector, ATX power outlet
- 4x CPI, 1x PCI-E(x16), 2x PCI-E(x8), 4x PCI-E(x4)
- Size: 310mm x 327 mm (12.2" x 12.9")

Ordering Information

IP315	PICMG 1.3 12-slot Backplane W/ 1x PCI-E(16x), 2x (PCI-Ex8), 4x PCI-E(x4), 4x PCI slot
-------	---

IP380L

PICMG 1.3 8-Slot Backplane



Features


- 4-layer PCB
- AT / ATX power connector
- 1x PCI-E 16-lane slot, 3x PCI-E 1-lane slots
- PICMG 1.3 connector(A: PCI-E x16, B: PCI-E x8, C: PCI-E x16, D: PCI-E x8), 4x PCI(32-bit) slots
- Size: 221mm x 328mm (8.7" x 12.9")

Ordering Information

IP380L	PICMG 1.3 8-slot Backplane with 1x PCI-E 16-lane and 3x PCI-E 1-lane, 4x PCI
--------	--

IP470

PICMG 1.0 14-Slot Backplane



Features

- 4-layer PCB
- AT / ATX power connector, DC power outlet terminal
- 12x PCI, 2x ISA
- LED power indicators for +5V, -5V, +12V, -12V, 3.3V, +5VSB
- Size: 264.2mm x 311.2mm (10.4"x 12.3")

Ordering Information

IP470	PICMG 1.0 14-Slot Backplane w/ 12 PCI, 2 ISA lane slots
-------	---