

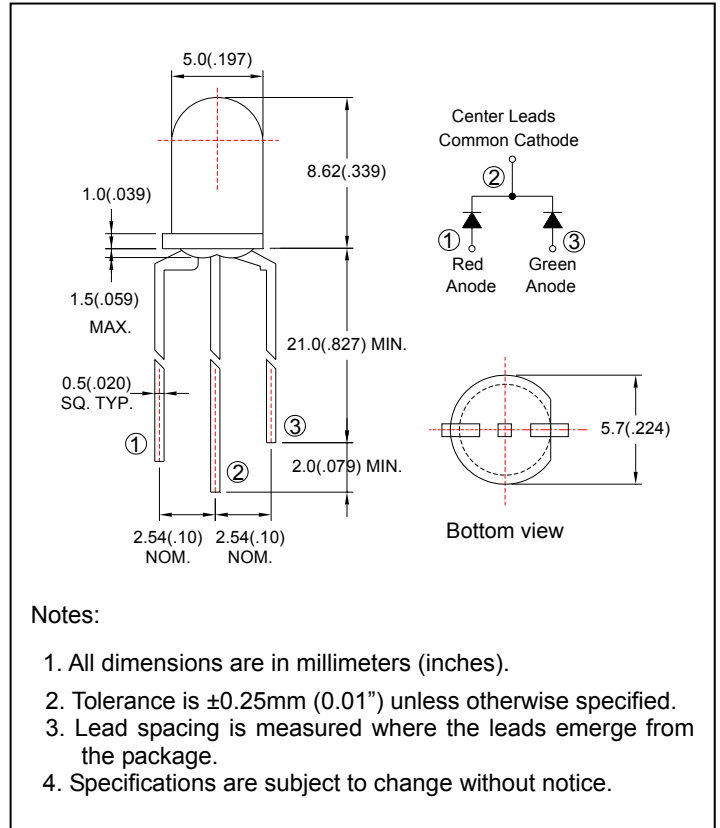
### ● Features:

1. Chip material: AlGaInP/GaAs (Red)  
and AlGaInP/GaAs (Green)
2. Emitted color : Red and Green
3. Lens Appearance : White Diffused
4. Low power consumption.
5. High efficiency.
6. Versatile mounting on P.C. Board or panel.
7. Low current requirement.
8. 5mm diameter package.
9. This product don't contained restriction substance, compliance RoHS standard.

### ● Applications:

1. TV set
2. Monitor
3. Telephone
4. Computer
5. Circuit board

### ● Package dimensions



### ● Absolute Maximum Ratings(Ta=25°C)

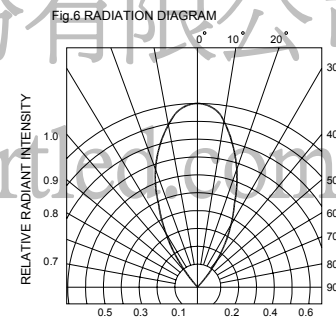
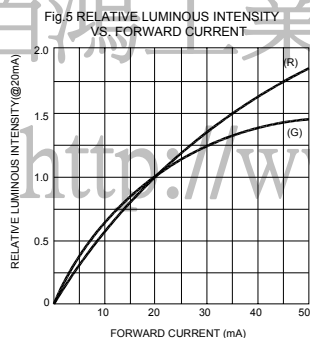
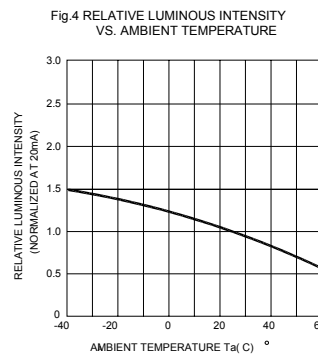
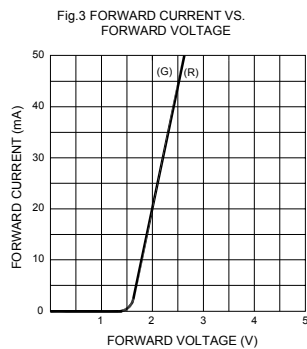
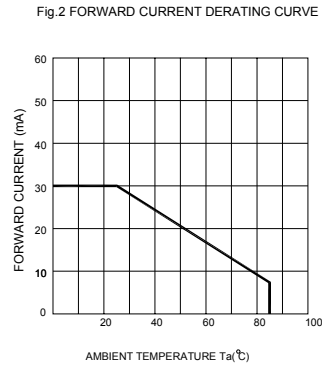
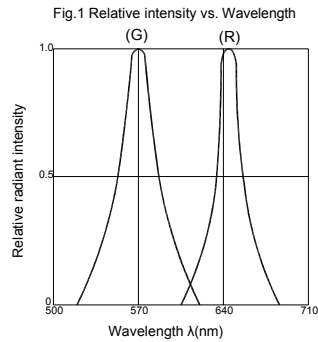
Parameter	Symbol	Red	Green	Unit
Power Dissipation	Pd	80	80	mW
Forward Current	I <sub>F</sub>	30	30	mA
Peak Forward Current	I <sub>FP</sub>	150	150	mA
Reverse Voltage	V <sub>R</sub>	5		V
Operating Temperature	Topr	-40°C~85°C		
Storage Temperature	Tstg	-40°C~100°C		
Soldering Temperature	Tsol	260°C max (for 5 seconds)		
Hand Soldering Temperature	Tsol	350°C max(for 3 seconds )		

\*1 Condition for I<sub>FP</sub> is pulse of 1/10 duty and 0.1msec width.

### ● Electrical and optical characteristics(Ta=25°C)

Parameter	Symbol	Condition	Color	Min.	Typ.	Max.	Unit
Forward Voltage	$V_F$	$I_F=20\text{mA}$	Red Green	-	2.0 2.0	2.6 2.6	V
Luminous Intensity	$I_v$	$I_F=20\text{mA}$	Red Green	-	320 130	-	mcd
Reverse Current	$I_R$	$V_R=5\text{V}$	Red Green	-	-	100	$\mu\text{A}$
Peak Wave Length	$\lambda_p$	$I_F=20\text{mA}$	Red Green	-	645 570	-	nm
Dominant Wave Length	$\lambda_d$	$I_F=20\text{mA}$	Red Green	627 565	-	637 576	nm
Spectral Line Half-width	$\Delta\lambda$	$I_F=20\text{mA}$	Red Green	-	22 30	-	nm
Viewing Angle	$2\theta_{1/2}$	$I_F=20\text{mA}$	Red Green	-	50	-	deg

### ● Typical Electro-Optical Characteristics Curves

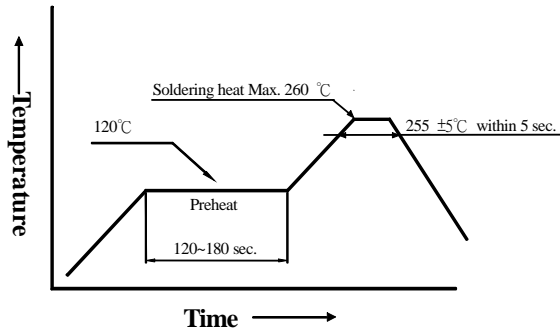


## ●DIP soldering (Wave Soldering)

Preheating : 120°C ,within 120~180 sec.

Operation heating : 255°C±5°C within 5 sec.260°C (Max)

Gradual Cooling (Avoid quenching).



佰鴻工業股份有限公司

<http://www.brtled.com>