



# BC857CS-AU

## GENERAL PURPOSE TRANSISTORS

**VOLTAGE** 45 Volts    **POWER** 150 mW

**SOT-363**

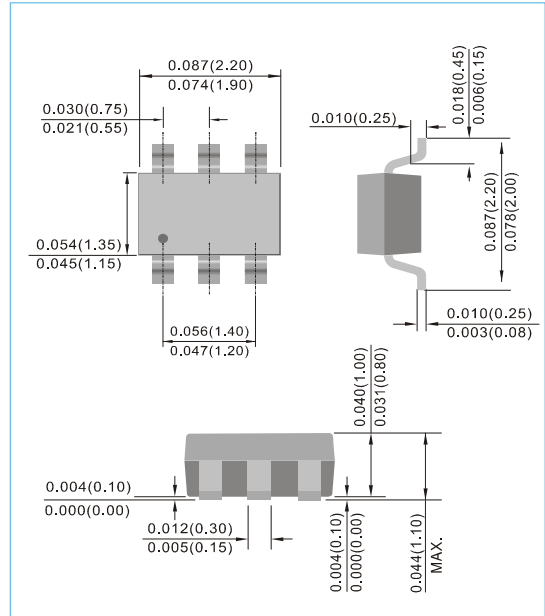
Unit : inch(mm)

### FEATURES

- General Purpose Amplifier Applications
- Collector Current IC = -100mA
- Acquire quality system certificate : TS16949
- AEC-Q101 qualified
- Lead free in compliance with EU RoHS 2011/65/EU directive
- Green molding compound as per IEC61249 Std. . (Halogen Free)

### MECHANICAL DATA

Case : SOT-363  
 Terminals : Solderable per MIL-STD-750,Method 2026  
 Approx Weight : 0.00021 ounce, 0.006 gram  
 Marking : 57C



### ABSOLUTE MAXIMUM RATINGS

PARAMETER	SYMBOL	VALUE	UNITS
Collector-Emitter Voltage	$V_{CE0}$	45	V
Collector-Base Voltage	$V_{CB0}$	50	V
Emitter-Base Voltage	$V_{EB0}$	5	V
Collector Current-Continuous	$I_C$	100	mA
Max Power Dissipation (Note 1)	$P_{TOT}$	225	mW
Operating Junction and Storage Temperature Range	$T_J, T_{STG}$	-55 to +150	°C

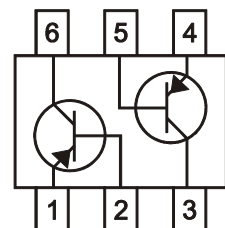


Fig.53(TOP VIEW)



# BC857CS-AU

## THERMAL CHARACTERISTICS

PARAMETER	SYMBOL	VALUE	UNITS
Thermal Resistance, Junction to Ambient	$R_{\theta JA}$	556	$^{\circ}C/W$

Note 1 : Transistor mounted on FR-4 board 70 x 60 x 1mm

## ELECTRICAL CHARACTERISTICS ( $T_J=25^{\circ}C$ , unless otherwise noted)

PARAMETER	SYMBOL	MIN.	TYP.	MAX.	UNIT
Collector-Emitter Breakdown Voltage ( $I_C=10mA, I_B=0$ )	$V_{(BR)CEO}$	45	-	-	V
Collector-Base Breakdown Voltage ( $I_C=10\mu A, I_B=0$ )	$V_{(BR)CBO}$	50	-	-	V
Emitter-Base Breakdown Voltage ( $I_E=1\mu A, I_C=0$ )	$V_{(BR)EBO}$	5.0	-	-	V
Emitter-Base Cutoff Current ( $V_{EB}=5V$ )	$I_{EBO}$	-	-	100	nA
Collector-Base Cutoff Current ( $V_{CE}=30V, I_E=0$ ) $T_J=150^{\circ}C$	$I_{CBO}$	-	-	15 4.0	nA $\mu A$
DC Current Gain ( $I_C=10\mu A, V_{CE}=5V$ ) ( $I_C=2.0mA, V_{CE}=5V$ )	$h_{FE}$	- 420	270 520	- 800	-
Collector-Emitter Saturation Voltage ( $I_C=10mA, I_B=0.5mA$ ) ( $I_C=100mA, I_B=5.0mA$ )	$V_{CE(SAT)}$	- -	- -	0.3 0.65	V
Base-Emitter Saturation Voltage ( $I_C=10mA, I_B=0.5mA$ ) ( $I_C=100mA, I_B=5.0mA$ )	$V_{BE(SAT)}$	- -	0.7 0.9	- -	V
Base-Emitter On Voltage ( $I_C=2.0mA, V_{CE}=5.0V$ ) ( $I_C=10mA, V_{CE}=5.0V$ )	$V_{BE(ON)}$	0.6 -	- -	0.75 0.82	V
Collector-Base Capacitance ( $V_{CB}=10V, I_E=0, f=1MHz$ )	$C_{CB}$	-	-	4.5	pF
Current-Gain-Bandwidth Product ( $I_C=10mA, V_{CE}=5.0V, f=100MHz$ )	$F_T$	-	200	-	MHz



# BC857CS-AU

## ELECTRICAL CHARACTERISTICS CURVES

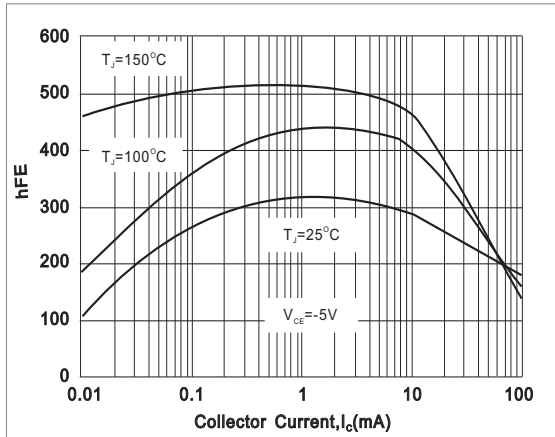


Fig.1- TYPICAL  $h_{FE}$  vs. Collector Current

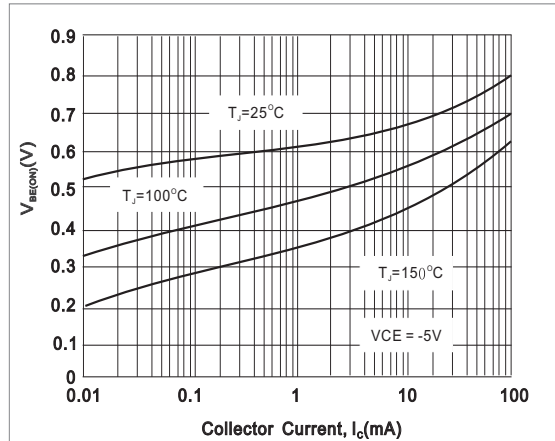


Fig.2- TYPICAL  $V_{BE(ON)}$  vs. Collector Current

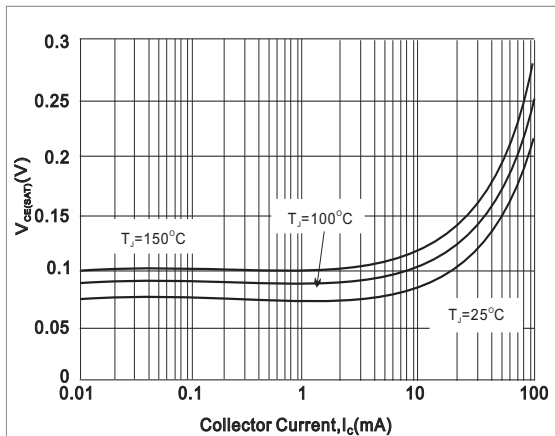


Fig.3- TYPICAL  $V_{CE(SAT)}$  vs. Collector Current

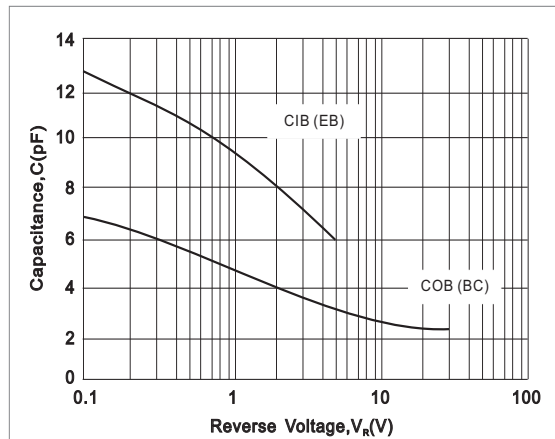


Fig.4- TYPICAL CAPACITANCES vs. REVERSE VOLTAGE

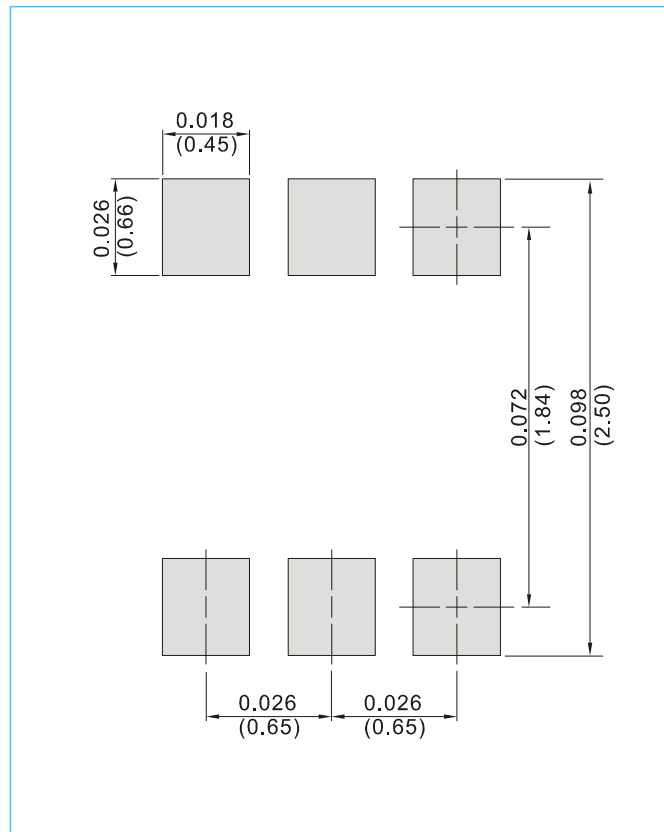


# BC857CS-AU

## MOUNTING PAD LAYOUT

SOT-363

Unit : inch(mm)



## ORDER INFORMATION

- Packing information
  - T/R - 10K per 13" plastic Reel
  - T/R - 3K per 7" plastic Reel



# BC857CS-AU

## Part No\_packing code\_Version

BC857CS-AU\_R1\_000A1

BC857CS-AU\_R2\_000A1

For example :

RB500V-40\_R2\_00001



Packing Code XX				Version Code XXXXX		
Packing type	1 <sup>st</sup> Code	Packing size code	2 <sup>nd</sup> Code	HF or RoHS	1 <sup>st</sup> Code	2 <sup>nd</sup> ~5 <sup>th</sup> Code
Tape and Ammunition Box (T/B)	A	N/A	0	HF	0	serial number
Tape and Reel (T/R)	R	7"	1	RoHS	1	serial number
Bulk Packing (B/P)	B	13"	2			
Tube Packing (T/P)	T	26mm	X			
Tape and Reel (Right Oriented) (TRR)	S	52mm	Y			
Tape and Reel (Left Oriented) (TRL)	L	PANASERT T/B CATHODE UP (PBCU)	U			
FORMING	F	PANASERT T/B CATHODE DOWN (PBCD)	D			



## BC857CS-AU

---

### Disclaimer

- Reproducing and modifying information of the document is prohibited without permission from Panjit International Inc..
- Panjit International Inc. reserves the rights to make changes of the content herein the document anytime without notification. Please refer to our website for the latest document.
- Panjit International Inc. disclaims any and all liability arising out of the application or use of any product including damages incidentally and consequentially occurred.
- Panjit International Inc. does not assume any and all implied warranties, including warranties of fitness for particular purpose, non-infringement and merchantability.
- Applications shown on the herein document are examples of standard use and operation. Customers are responsible in comprehending the suitable use in particular applications. Panjit International Inc. makes no representation or warranty that such applications will be suitable for the specified use without further testing or modification.
- The products shown herein are not designed and authorized for equipments relating to human life and for any applications concerning life-saving or life-sustaining, such as medical instruments, aerospace machinery et cetera. Customers using or selling these products for use in such applications do so at their own risk and agree to fully indemnify Panjit International Inc. for any damages resulting from such improper use or sale.
- Since Panjit uses lot number as the tracking base, please provide the lot number for tracking when complaining.