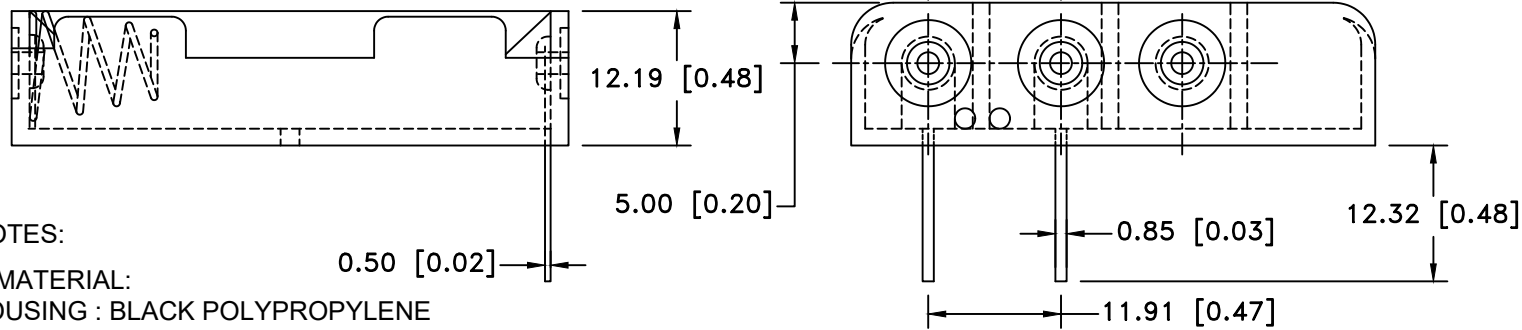
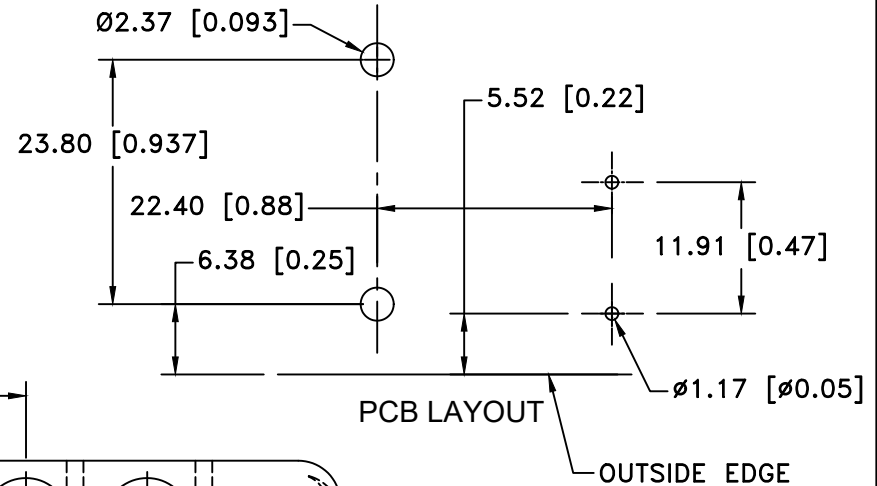
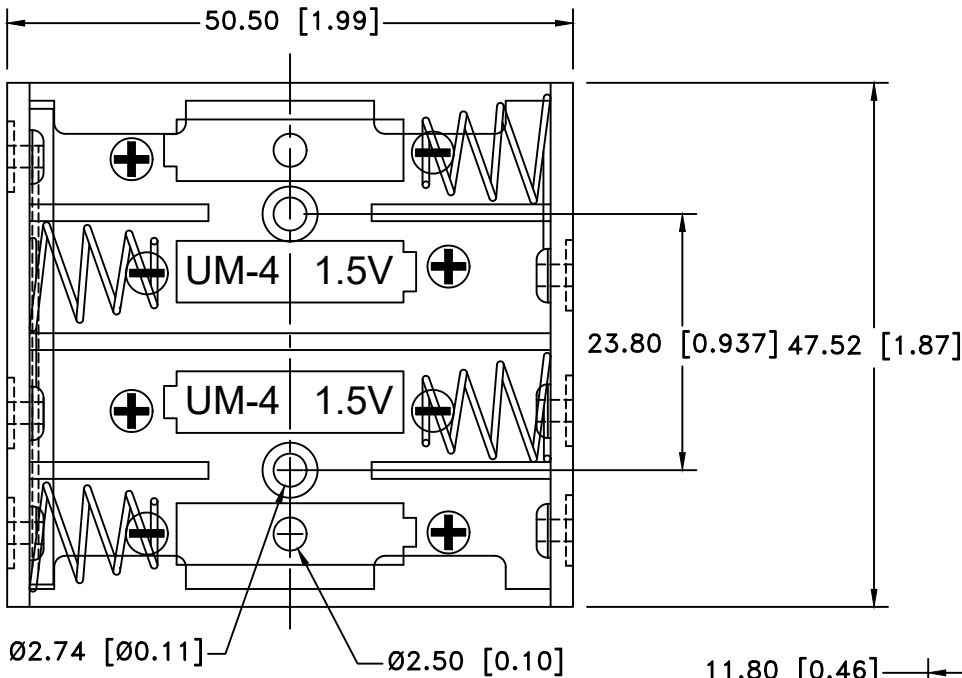


Date	SYM	REVISION RECORD	AUTH	DR.	CK.
03/07/19	E	UPDATED TO "ROHS COMPLIANT"	T.B.	B.S.	
10/16/20	F	DIM. 22.40 WAS 21.29	T.B.	B.S.	
06/21/23	G	Added Dim. 23.80 Dim. 23.80 was 34.80 in PCB Layout	T.B.	B.S.	



**NOTES:**


**1. MATERIAL:**

- HOUSING : BLACK POLYPROPYLENE  
FLAMMABILITY RATING- UL94-HB, UL FILE NO. E216959
- RIVETS: BRASS, NICKEL PLATED.
- SPRING: SPRING STEEL, NICKEL PLATED.
- PC PINS: SPRING STEEL, NICKEL PLATED.
- TEMPERATURE RANGE: -10°C TO +110°C
- CONTACT RESISTANCE: UNDER 50mΩ FOR +/- CONTACTS PER EIA-540J000

ROHS COMPLIANT

**MOUNTING INSTRUCTION:**

USE 2-56 MACHINE SCREWS OR EYELETS 0.089" OD BY 0.15" FLANGE STIMPSON GS-3 SERIES OR EQUIVALENT. ALSO ADHESIVES AND DOUBLE SIDED TAPES WORK WELL.

Tolerance (Except as noted)	 <b>Memory Protection Devices, Inc</b> 200 Broad Hollow Road, Farmingdale, New York 11735	Scale	Drawn By B.S.
		Approved By T.B.	
decimal ±.5 (.020)	Title FOUR "AAA" CELL HOLDER WITH PC PINS		
Fractional ± .8 (.030)	Date 06/21/23	Drawing Number BC4AAAAPC	
Angular ± 3°			