

Features

- Halogen Free. "Green" Device (Note 1)
- Guard Ring Protection
- Low Forward Voltage Drop
- For Use In Low Voltage, High Frequency Inverters
- High Surge Current Capability
- Epoxy Meets UL 94 V-0 Flammability Rating
- Moisture Sensitivity Level 1
- Lead Free Finish/RoHS Compliant ("P" Suffix Designates RoHS Compliant. See Ordering Information)

Maximum Ratings

- Operating Junction Temperature Range: -65°C to +125°C
- Storage Temperature Range: -65°C to +150°C
- Maximum Thermal Resistance: 500°C/W Junction to Ambient

MCC Part Number	Device Marking	Maximum Recurrent Peak Reverse Voltage	Maximum RMS Voltage	Maximum DC Blocking Voltage
B5819WSL	SL	40V	28V	40V

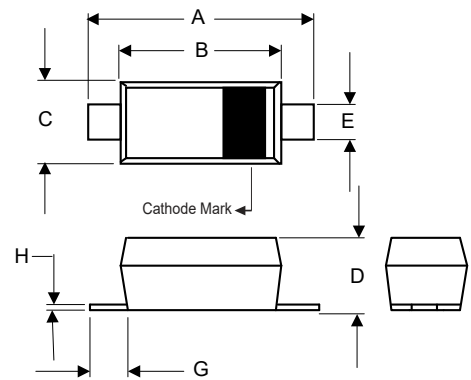
Electrical Characteristics @ 25°C Unless Otherwise Specified

Average Forward Current	$I_{F(AV)}$	1.0A	
Repetitive Peak Forward Current	I_{FRM}	7A	$t_p \leq 1ms$; Duty Cycle $\leq 25\%$
Peak Forward Surge Current	I_{FSM}	10A	$t = 8.3ms$ Half Sine
Power Dissipation	P_D	250mW	
Maximum Instantaneous Forward Voltage	V_F	0.60V 0.52V(Typ) 0.90V	$I_{FM} = 1.0A$; $T_J = 25^\circ C$ (Note 2) $I_{FM} = 3.0A$; $T_J = 25^\circ C$ (Note 2)
Maximum DC Reverse Current at Rated DC Blocking Voltage	I_R	50 μA	$T_J = 25^\circ C$
Typical Junction Capacitance	C_J	120pF	Measured at 1.0MHz, $V_R = 4.0V$

Note: 1. Halogen free "Green" products are defined as those which contain <900ppm bromine, <900ppm chlorine (<1500ppm total Br + Cl) and <1000ppm antimony compounds.
2. Pulse Test: Pulse Width 300usec, Duty Cycle 2%

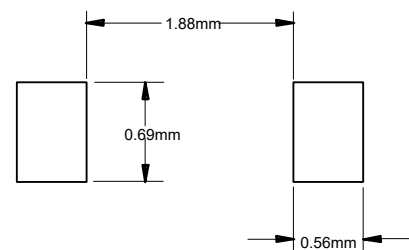
**1 Amp
Schottky Barrier
Rectifier
40 Volts**

SOD-323FL



DIM	INCHES		MM		NOTE
	MIN	MAX	MIN	MAX	
A	0.090	0.107	2.30	2.70	
B	0.063	0.078	1.60	1.95	
C	0.045	0.053	1.15	1.35	
D	0.024	0.035	0.60	0.90	
E	0.010	0.016	0.25	0.40	
G	0.016		0.40		
H	0.002	0.008	0.05	0.21	

EgYYWfW Ea VWBSV >Skagf



Curve Characteristics

Fig. 1 - Typical Instantaneous Forward Characteristics

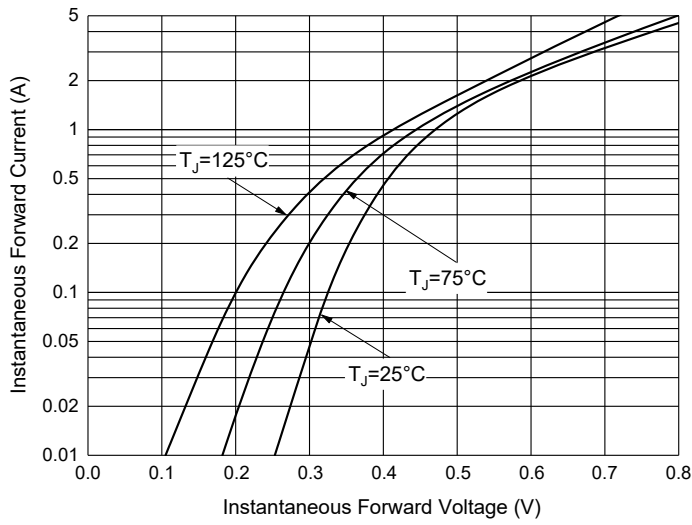


Fig. 2 - Typical Reverse Leakage Characteristics

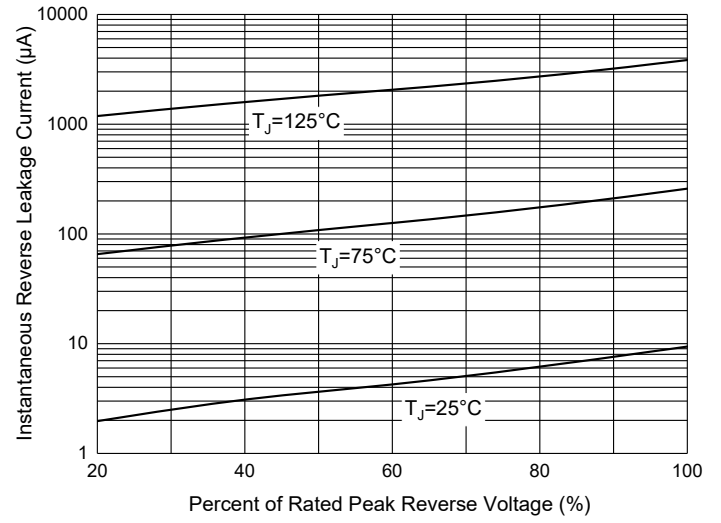
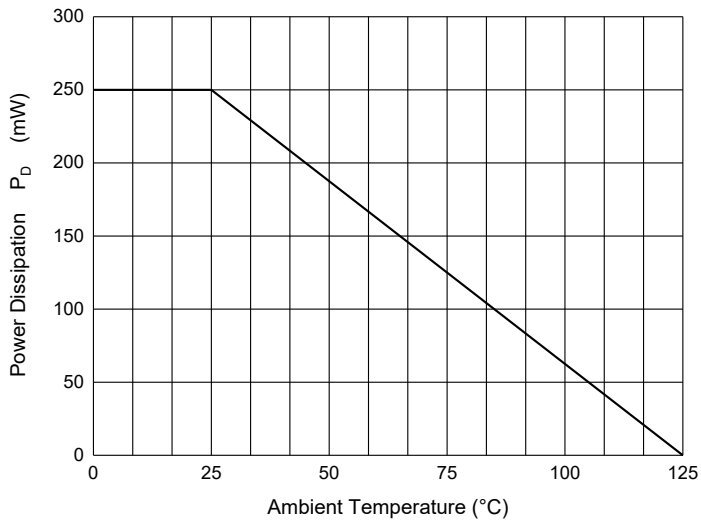


Fig. 3 - Power Derating Curve



Ordering Information

Device	Packing
Part Number-TP	Tape&Reel: 3Kpcs/Reel

*****IMPORTANT NOTICE*****

Micro Commercial Components Corp. reserves the right to make changes without further notice to any product herein to make corrections, modifications, enhancements, improvements, or other changes. *Micro Commercial Components Corp.* does not assume any liability arising out of the application or use of any product described herein; neither does it convey any license under its patent rights, nor the rights of others. The user of products in such applications shall assume all risks of such use and will agree to hold *Micro Commercial Components Corp.* and all the companies whose products are represented on our website, harmless against all damages. *Micro Commercial Components Corp.* products are sold subject to the general terms and conditions of commercial sale, as published at <https://www.mccsemi.com/Home/TermsAndConditions>.

*****LIFE SUPPORT*****

MCC's products are not authorized for use as critical components in life support devices or systems without the express written approval of Micro Commercial Components Corporation.

*****CUSTOMER AWARENESS*****

Counterfeiting of semiconductor parts is a growing problem in the industry. Micro Commercial Components (MCC) is taking strong measures to protect ourselves and our customers from the proliferation of counterfeit parts. MCC strongly encourages customers to purchase MCC parts either directly from MCC or from Authorized MCC Distributors who are listed by country on our web page cited below. Products customers buy either from MCC directly or from Authorized MCC Distributors are genuine parts, have full traceability, meet MCC's quality standards for handling and storage. **MCC will not provide any warranty coverage or other assistance for parts bought from Unauthorized Sources.** MCC is committed to combat this global problem and encourage our customers to do their part in stopping this practice by buying direct or from authorized distributors.