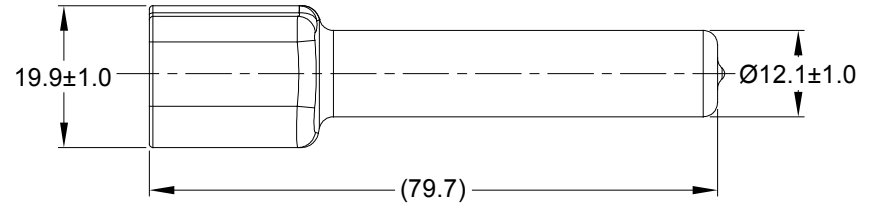
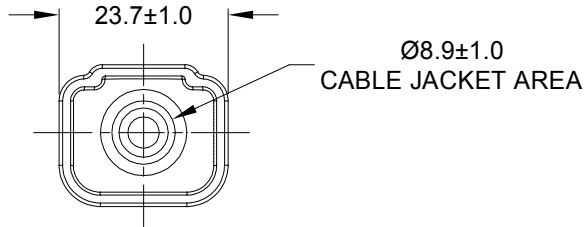
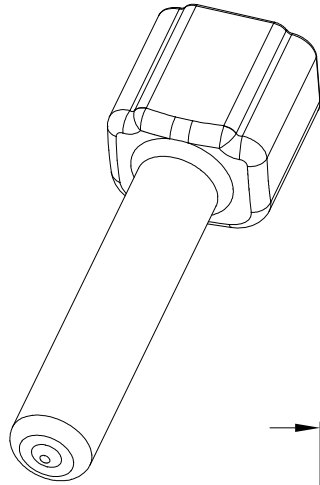


REVISIONS					
REV	ECO	DESCRIPTION	DATE	BY	APPR
A1	-	RELEASE NUMBER	13MAR20	BROOK	TOMMY



PART NUMBER CHART	
COLOR	PART NUMBER
GREY	ATM8P-BT
BLACK	ATM8P-BT-BK
YELLOW	ATM8P-BT-YW

NOTES: UNLESS OTHERWISE SPECIFIED

- THIS PART IS USED ON ATM04-08P RECEPTACLE ANY MODIFICATION DOES NOT INCLUDE AN END CAP.
- TEMPERATURE RATING : -29°C TO +100°C[-20°F TO +212°F]
- ALL DIMENSIONS ARE FOR REFERENCE USE ONLY.

QUANTITY	PART NUMBER	DESCRIPTION	ITEM
<b>MATERIALS LIST</b>			
<b>UNLESS OTHERWISE SPECIFIED</b> 1) All dimensions are in metric(mm). 2) Tolerances are as follows: 1 PL DEC ±0.30 2 PL DEC ±0.15 3 PL DEC ±0.08 Fractions ±1/64 Angles ±1° 3) Note reference =		<b>SIGNATURES</b> DRAWN: <b>BROOK.DING</b> CHECKED: <b>ORION.LI</b> ENGINEER: APPROVAL: <b>TOMMY.XIE</b> CUSTOMER:	<b>DATE</b> 13MAR20 16MAR20 17MAR20
MATERIAL SPECIFICATIONS: <b>PVC</b>		THIS DRAWING IS SUPPLIED FOR INFORMATION ONLY. DESIGN FEATURES, SPECIFICATIONS AND PERFORMANCE DATA SHOWN HEREON ARE THE PROPERTY OF THE AMPHENOL CORPORATION. NO RIGHTS OF REPRODUCTION ARE IMPLIED. ALL DIMENSIONS ARE SUBJECT TO NORMAL MANUFACTURING VARIATIONS.	
PROCESS SPECIFICATIONS:		<b>SIZE</b> <b>A C-</b>	<b>REVISION</b> <b>A1</b>
NEXT ASSY:		DWG NO: <b>ATM8P-BT-XX</b>	SHEET <b>1</b> OF <b>1</b>
		SCALE: <b>NONE</b>	

REF: DTM8P-BT, DTM8P-BT-BK, DTM8P-BT-YW

**Amphenol**

Sine Systems - www.amphenol-sine.com  
 44724 Morley Drive  
 Clinton Township, MI 48036

BOOT ,ATM ,8 WAY ,RECEPTACLE