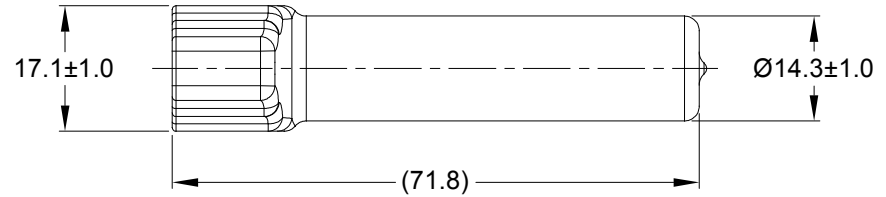
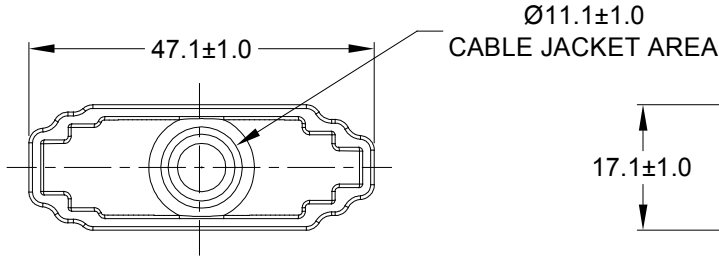
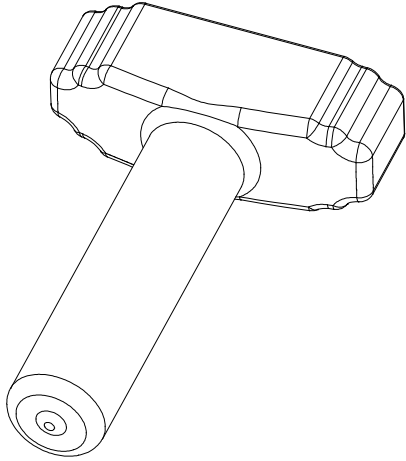


REVISIONS					
REV	ECO	DESCRIPTION	DATE	BY	APPR
A1	-	RELEASE NUMBER	13MAR20	BROOK	TOMMY



PART NUMBER CHART	
COLOR	PART NUMBER
GREY	ATM12S-BT
BLACK	ATM12S-BT-BK
YELLOW	ATM12S-BT-YW

NOTES: UNLESS OTHERWISE SPECIFIED

- THIS PART IS USED ON ATM06-12S PLUG WITH ANY MODIFICATION THAT DOES NOT INCLUDE AN END CAP.
- TEMPERATURE RATING : -29°C TO +100°C [-20°F TO +212°F]
- ALL DIMENSIONS ARE FOR REFERENCE USE ONLY.

SEE PART NUMBER CHART		REF : DTM12S-BT , DTM12S-BT-BK , DTM12S-YW		
PART NUMBER		DESCRIPTION		ITEM
QUANTITY	MATERIALS LIST			
UNLESS OTHERWISE SPECIFIED 1) All dimensions are in metric(mm). 2) Tolerances are as follows: 1 PL DEC ±0.30 2 PL DEC ±0.15 3 PL DEC ±0.08 Fractions ±1/64 Angles ±1° 3) Note reference =		SIGNATURES DRAWN: BROOK.DING CHECKED: ORION.LI ENGINEER: APPROVAL: TOMMY.XIE		DATE 13MAR20 16MAR20 17MAR20
MATERIAL SPECIFICATIONS: PVC		CUSTOMER: THIS DRAWING IS SUPPLIED FOR INFORMATION ONLY. DESIGN FEATURES, SPECIFICATIONS AND PERFORMANCE DATA SHOWN HEREON ARE THE PROPERTY OF THE AMPHENOL CORPORATION. NO RIGHTS OF REPRODUCTION ARE IMPLIED. ALL DIMENSIONS ARE SUBJECT TO NORMAL MANUFACTURING VARIATIONS.		<h1>Amphenol</h1> Sine Systems - www.amphenol-sine.com 44724 Morley Drive Clinton Township, MI 48036
PROCESS SPECIFICATIONS: NEXT ASS'Y:		SIZE: A TYPE: C- DWG NO: ATM12S-BT-XX REVISION: A1		SCALE: NONE SHEET 1 OF 1