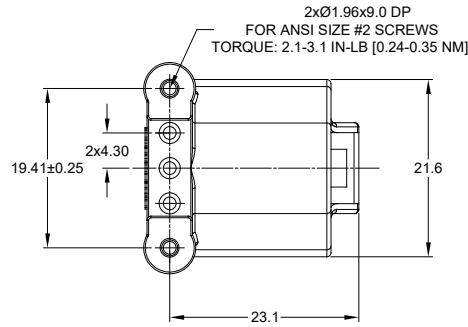


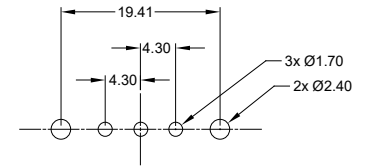
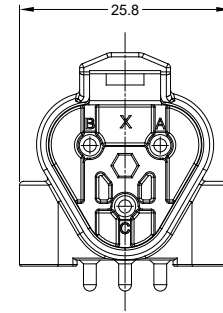
REVISIONS					
REV	ECO	DESCRIPTION	DATE	BY	APPR
A1	-	RELEASE	2JUL2018	JAH	
A2	-	UPDATE DRAWING	15/MAR/19	BROOK	
A3	-	MODIFIED DESCRIPTION	12JUL19	BROOK	TOMMY

NOTES: UNLESS OTHERWISE SPECIFIED

- MATERIAL:  
HOUSING: THERMOPLASTIC; COLOR: BLACK  
CONTACT: COPPER ALLOY  
PLATING: NICKEL UNDERPLATE  
SEE CHART FOR OVERALL FINISH
- MODIFICATIONS: RIGHT ANGLE PCB MOUNT, SCREW BOSS
- SPECIFICATIONS:  
3.1 CURRENT RATING: 13 AMPS  
3.2 OPERATING TEMPERATURE: -55°C TO +125°C  
3.3 DIELECTRIC WITHSTANDING VOLTAGE: LESS THAN 2 MILLIAMPS CURRENT LEAKAGE @ 1500 VOLTS AC.  
3.4 INSULATION RESISTANCE: 1000 MEGOHMS MIN @ 25°C.  
3.5 MOISTURE RESISTANCE: IP67 ( MATED CONDITION )  
3.6 MATING CYCLE DURABILITY: 100 CYCLES  
3.7 RoHS COMPLIANT
- MATING PART: AT06-3S\* PLUG  
(\* = MODIFICATIONS AND COLORS )
- ALL DIMENSIONS ARE FOR REFERENCE USE ONLY.



ATF13-3P-BM1X VARIANTS	
CONTACT PLATING	PART NUMBER
GOLD	ATF13-3P-BM11
TIN	ATF13-3P-BM13



RECOMMENDED PCB LAYOUT

SEE PART NUMBER CHART		REF: DTF13-3P		
PART NUMBER		DESCRIPTION		
QUANTITY	MATERIALS LIST			ITEM
UNLESS OTHERWISE SPECIFIED: 1) All dimensions are in metric (mm). 2) Tolerances are as follows: 1 PL DEC ±0.30 2 PL DEC ±0.15 3 PL DEC ±0.08 Fractions ±1/64 Angles ±1°		SIGNATURES	DATE	
3) Note reference =		DRAWN: BROOKING	12/JUL/19	
MATERIAL SPECIFICATIONS:		CHECKED: ORION LI	12/JUL/19	
PROCESS SPECIFICATIONS:		APPROVAL: TOMMY XIE	12/JUL/19	
NEXT ASSY:		CUSTOMER:		
THIS DRAWING IS SUPPLIED FOR INFORMATION ONLY. DESIGN FEATURES, SPECIFICATIONS AND PERFORMANCE DATA SHOWN HEREON ARE THE PROPERTY OF THE AMPHENOL CORPORATION. NO RIGHTS OF REPRODUCTION ARE IMPLIED. ALL DIMENSIONS ARE SUBJECT TO NORMAL MANUFACTURING VARIATIONS.		<p><b>Amphenol</b></p> <p>Sine Systems - www.amphenol-sine.com 44724 Morley Drive Clinton Township, MI 48036</p> <p>RIGHT ANGLE RECEPTACLE, AT 3 PIN, SCREW BOSS, BOARDLOCK</p>		
SIZE: <b>B</b>	TYPE: <b>C</b>	DWG NO: <b>ATF13-3P-BM1X</b>	REVISION: <b>A3</b>	
SCALE: NONE	SHEET 1 OF 1			

TITLE: RIGHT ANGLE RECEPT. AT 3 PIN, SCREW BOSS BOARDLOCK  
DWG NO: ATF13-3P-BM1X  
REV: A3  
SH: 1  
OF: 1