

1

2

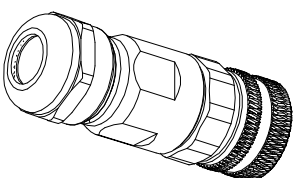
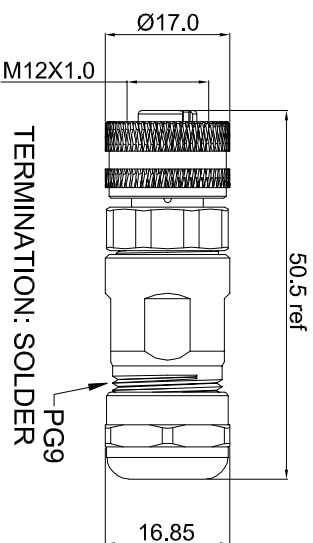
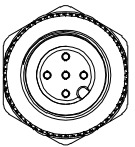
3

4

5

6

7



Electrical Character

Part Number	Contacts	Rated Voltage		Rated Current	Contact Resistance	Cable OD (mm)
		A/C	D/C			
A-M12-03-FGMA-GHB1a		250V	250V	4A	≤10mΩ	6-8
A-M12-04-FGMA-GHB1a		250V	250V	4A	≤10mΩ	6-8
A-M12-05-FGMA-GHB1a		60V	60V	4A	≤10mΩ	6-8
A-M12-08-FGMA-GHB1a		30V	30V	2A	≤10mΩ	6-8
A-M12-12-FGMA-GHB1a		30V	30V	1.5A	≤10mΩ	6-8
A-M12-04-FGMD-GHB1a		250V	250V	4A	≤10mΩ	6-8
A-M12-05-FGMB-GHB1a		60V	60V	4A	≤10mΩ	6-8

② Notes:

1. Waterproof connector rating is IP67/IP68
2. Contact PIN: Phosphor Copper with 1u" Gold plating
3. Coupling nut/screw: Brass with nickel plating
- ① 4. Insulation: PA66+GF UL94V-0 Black
5. Insulation Resistance: >100MΩ
6. Mating Cycle: 100 times Min, 500 times Max.
7. Operating temperature: -25°C~+85°C
- ① 8. Shielded

RoHS compliant

Unit: mm

Scale	Free TOLERANCE	Free	Id.	Modification	Date	Name	Date	Name	Customer-No.
.X	±0.5								
.XX	±0.20				06.09.2019	Amy			ASSMANN WSW-No. A-M12-XX-FGMX-GHB1a
DIM	TOL				06.09.2019	Amy			
X.°	±2.0°				08.10.2018	Segal			Drawing-No. ASS 8036 CO
X.°	±1.0°				08.10.2018	Segal			rev02
Angle	TOL								Replace



1

2

3

4

5

6

7

SV4471