

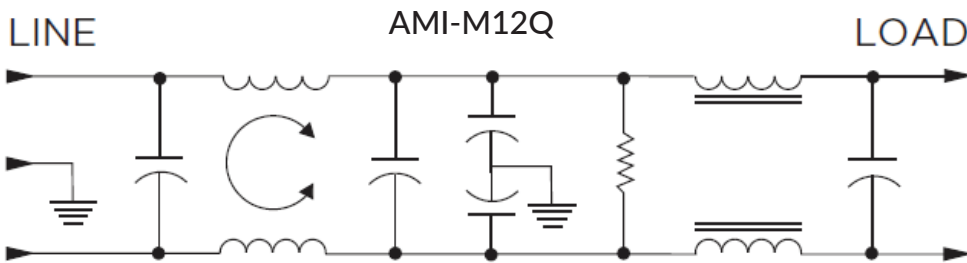
Multipurpose Medical Line Filter for Power Line Noise Protection

AMI-M12Q Series

Metal Enclosure Single Phase Dual Stage Filters

AMI Designation	Input/output Style	Current Rating	Inductance	Capacitance		Resistor	Leakage Current @ 120 VAC 60Hz/250 VAC 50 Hz	TIL Insertion Loss	Case Style
			L	Cx	Cy				
Available Part Numbers	6.3mm Spade Terminals		mH	nF	pF		mA		
AMI-M12Q-1-3-B	1	3	1.036	810	1000	330	0.07mA/.13mA	001	A
AMI-M12Q-1-6-B	1	6	1.83	810	1000	330	0.07mA/.13mA	002	A
AMI-M12Q-1-10-B	1	10	1.245	810	1000	330	0.07mA/.13mA	003	A
AMI-M12Q-1-20-B	1	20	1.76	1010	1000	330	0.07mA/.13mA	004	B

Electrical Schematic



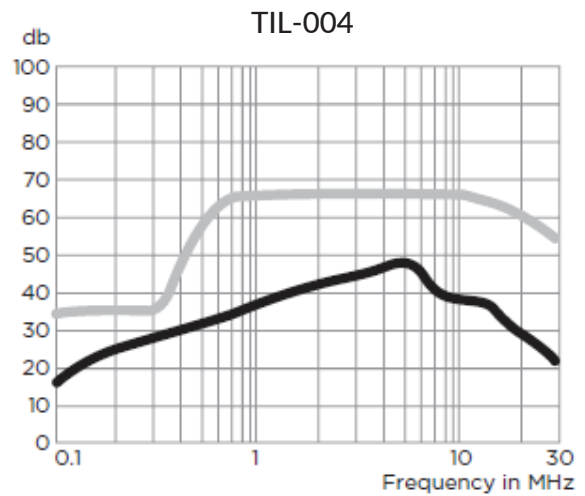
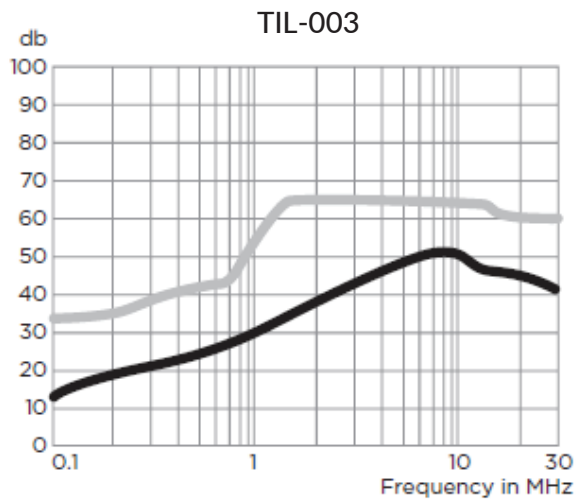
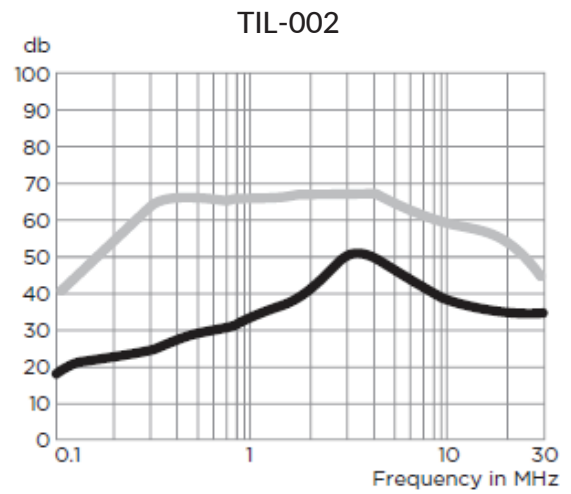
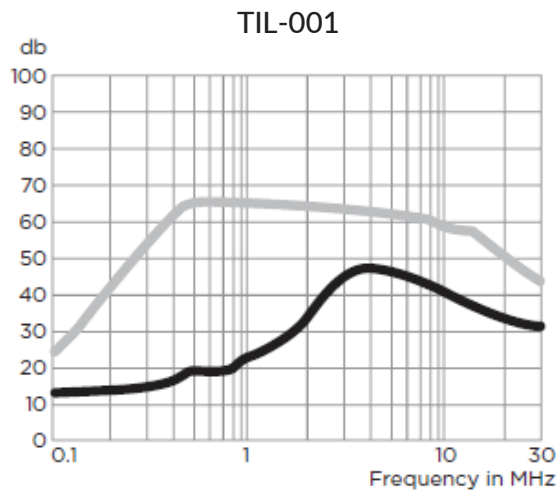
Specifications:

- Rated Voltage (max): 250 VAC
- Operating Frequency: 50/60 Hz
- Operating Current: 3 to 20 A
- Hi-pot Rating (one minute): Line to Ground: 2250 VDC
Line to Line: 1450 VDC
- Operating Ambient Temperature Range (at rated current I_r): -10°C to +40°C. In an ambient temperature (T_a) higher than +40°C the maximum operating current (I_o) is calculated as follows: $I_o = I_r \sqrt{[(85 - T_a) / 45]}$

Multipurpose Medical Line Filter for Power Line Noise Protection

Performance Data Typical Insertion Loss

Measured in closed 50 Ohm system



— Common Mode / Asymmetrical (L-G)
— Differential Mode / Symmetrical (L-L)

Multipurpose Medical Line Filter for Power Line Noise Protection

Minimum Insertion Loss

Measured in closed 50 Ohm system

Common Mode/Asymmetrical (Line to Ground)

Current Rating	Frequency-MHz							
	.15	.5	1	2	5	10	20	30
3A	14	19	20	30	46	40	34	31
6A	19	27	30	38	50	40	35	35
10A	15	25	26	34	46	50	44	42
20A	18	30	34	34	46	40	36	20

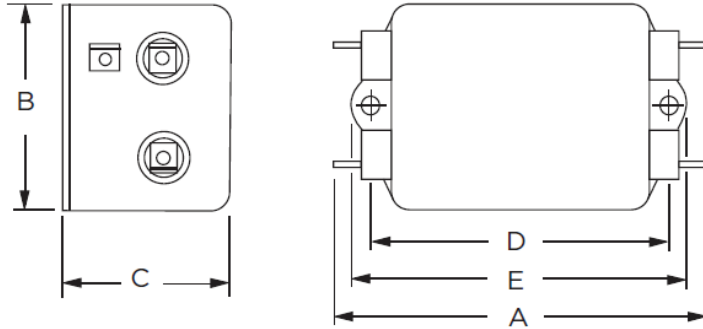
Differential Mode/Symmetrical (Line to Line)

Current Rating	Frequency-MHz							
	.15	.5	1	2	5	10	20	30
3A	33	65	65	65	65	60	53	50
6A	40	65	65	65	65	60	57	55
10A	33	65	65	65	65	65	55	55
20A	25	65	65	65	65	60	57	45

Multipurpose Medical Line Filter for Power Line Noise Protection

Case Styles

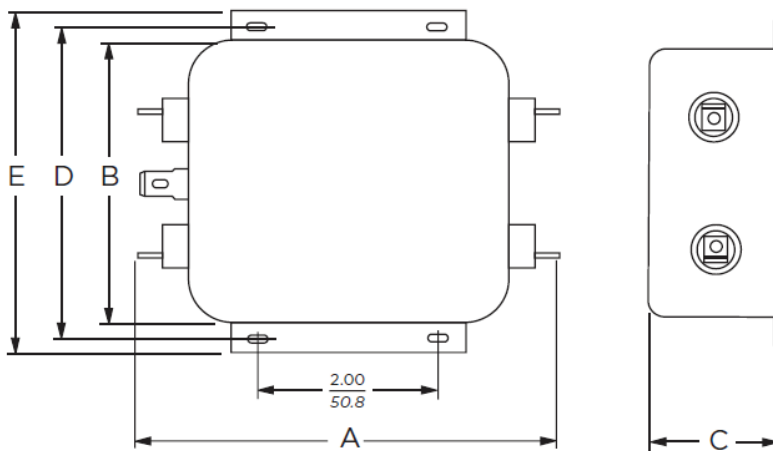
STYLE A



Typical Dimensions:

Line/Load Terminals (4):	.250 [6.3] with .07 [1.8] Dia. hole
Ground Terminal (1):	.250 [6.3] with .07 x .16 [1.8 x 3.8] slot
Mounting Holes (2):	.188 [4.78] Dia.

STYLE B



Typical Dimensions:

Line/Load Terminals (4):	.250 [6.3] with .07 [1.8] Dia. hole
Ground Terminal (1):	.250 [6.3] with .07 x .16 [1.8 x 3.8] slot
Mounting Holes (2):	.188 [4.78] Dia.

Multipurpose Medical Line Filter for Power Line Noise Protection

Case Dimensions:

Model Number	A max	B max	C max	D $\begin{smallmatrix} \pm .015 \\ \pm .38 \end{smallmatrix}$	E max
AMI-M12Q-1-3-B	3.36"/85.3mm	1.82"/46.2mm	1.28"/32.5mm	2.375"/60.33mm	2.78"/70.6mm
AMI-M12Q-1-6-B	3.86"/98.0mm	2.08"/52.8mm	1.53"/38.9mm	2.938"/74.63mm	3.34"/84.8mm
AMI-M12Q-1-10-B	3.86"/98.0mm	2.08"/52.8mm	1.53"/38.9mm	2.938"/74.63mm	3.34"/84.8mm
AMI-M12Q-1-20-B	5.23"/132.8mm	3.38"/85.9mm	1.53"/38.9mm	3.75"/95.25mm	4.20"/106.7mm