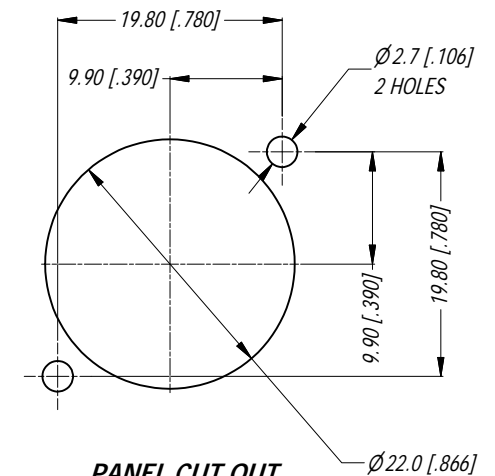


PCB LAYOUT

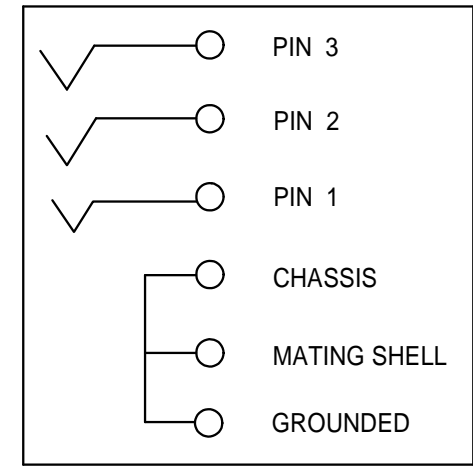
LAYOUT TOLERANCE : ± 0.05 [0.002 in]

NOTE: DIMENSIONS IN PARENTHESES ARE IN INCHES.

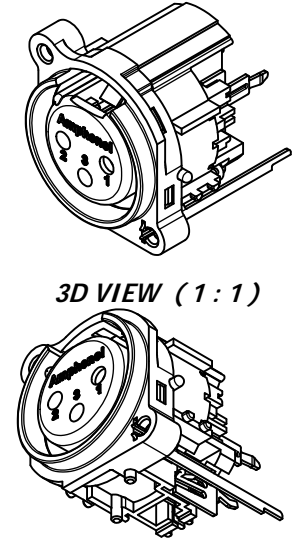
NOTE: SUFFIX "B" IN THE PART No INDICATES BULK PACK.



**PANEL CUT OUT
REAR VIEW**



SCHEMATIC CHART



3D VIEW (1:1)

REV	DESCRIPTION	DATE	BY	CHG NO
2	ADD SUFFIX TO PART No.	27/08/15	T.N	9318
1	UPDATE FEMALE SHELL	2/4/2009	A.O	8793
0	FIRST ISSUE	18/04/07	T.N	8686

REVISION HISTORY

UNLESS OTHERWISE SPECIFIED TOLERANCE TO BE:		THIS DOCUMENT IS THE PROPERTY OF AMPHENOL AUSTRALIA PTY. LTD. NO PART THEREOF MAY BE REPRODUCED AND USED WITHOUT THE PRIOR WRITTEN CONSENT OF THE OWNER			
LINEAR	ANGULAR	CAD FILE:	DRN:	DATE:	
X ±	X' ± 1	55010497000221	T.N	17/04/07	
X.X ±	X.X' ± 30°		P.M	07/04/09	
X.XX ±	X.X'X' ± 15°		P.M	07/04/09	
BREAK ALL SHARP EDGES AND REMOVE ALL BURRS		MATL:	REFER TO COMPONENTS		
DO NOT SCALE		FINISH:	REFER TO COMPONENTS		
DIMENSIONS IN MILLIMETRES		SCALE:	3:2	PART No:	AC3FBVL2-AU-B

TITLE:
**XLR FEMALE
B TYPE CONNECTOR
CUSTOMER DWG**

Amphenol
Amphenol Australia Pty.Ltd. 2 Fiveways Blvd, Keysborough, Vic3173
DRAWING NO. **55010497-000-2** SHEET **2/2**