

Product data sheet

Specifications



IP67 passive splitter box - cable 5 m - with 8 channels M12 connector

ABE9C1280L05

⚠ To be discontinued on: 15 December 2023

⚠ To be end-of-service on: 15 December 2025

⚠ To be discontinued

Main

Range of product	Advantys ABE9
Product or component type	IP67 passive splitter box
Number of channels	8
Electrical connection	1 pre-wired cable connector, 5 m cable length 8 female connectors M12 5 pins
Status LED	Without

Complementary

Number of ways	16 ways
[Ue] rated operational voltage	24 V DC
Current per channel	4 A
Insulation group	Category 3 conforming to VDE 0110
Operating position	Any position
Fixing mode	M4 screw fixing
Contact resistance	5000 µOhm
Current of common	16 A 1 mm² 12 A 0.75 mm²
Separation of commons	Without or with
Net weight	1.61 kg

Environment

IP degree of protection	IP67 conforming to IEC 529
Product certifications	cULus
Ambient air temperature for operation	-20...80 °C
Ambient air temperature for storage	-40...85 °C
Vibration resistance	0.2 gn (f= 57...150 Hz) conforming to IEC 68-2-6, FC tests
Shock resistance	30 gn for 11 ms conforming to EN 68-2-2 30 gn for 11 ms conforming to IEC 68-2-2

Packing Units

Unit Type of Package 1	PCE
Number of Units in Package 1	1
Package 1 Height	4 cm
Package 1 Width	30 cm
Package 1 Length	28 cm
Package 1 Weight	1.307 kg
Unit Type of Package 2	S03
Number of Units in Package 2	6
Package 2 Height	30 cm
Package 2 Width	30 cm
Package 2 Length	40 cm
Package 2 Weight	8.352 kg

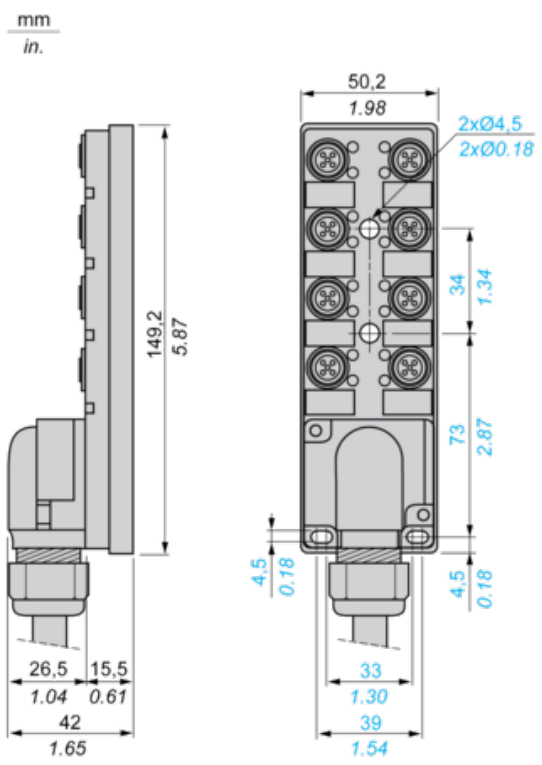
Offer Sustainability

Sustainable offer status	Green Premium product
REACH Regulation	REACH Declaration
EU RoHS Directive	Pro-active compliance (Product out of EU RoHS legal scope) EU RoHS Declaration
Mercury free	Yes
China RoHS Regulation	China RoHS declaration
RoHS exemption information	Yes
Circularity Profile	End of Life Information
WEEE	The product must be disposed on European Union markets following specific waste collection and never end up in rubbish bins
California proposition 65	WARNING: This product can expose you to chemicals including: Lead and lead compounds, which is known to the State of California to cause cancer and birth defects or other reproductive harm. For more information go to www.P65Warnings.ca.gov

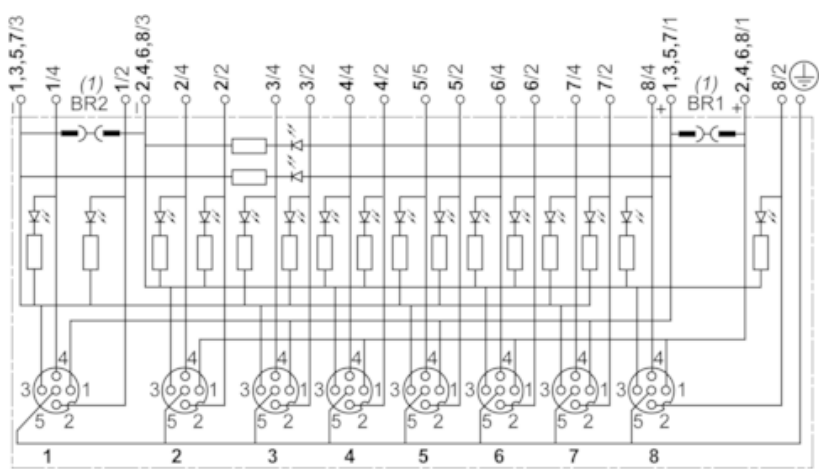
Contractual warranty

Warranty	18 months
----------	-----------

Dimensions



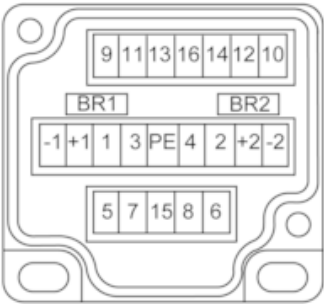
Wiring Diagram



(1) BR1 and BR2: removable link

Item	Terminal	Wire
1/4	1	White
1/2	9	Grey/pink
2/4	2	Green
2/2	10	Red/blue
3/4	3	Yellow
3/2	11	White/green
4/4	4	Grey
4/2	12	Brown/green
5/4	5	Pink
5/2	13	White/yellow
6/4	6	Red
6/2	14	Yellow/brown
7/4	7	Black
7/2	15	White/grey
8/4	8	Violet
8/2	16	Grey/brown
1, 3, 5 & 7/1	+1	Brown 1
2, 4, 6 & 8/1	+2	Brown 2
1, 3, 5 & 7/3	-1	Blue 1
2, 4, 6 & 8/3	-2	Blue 2
1...8/5	PE	Green/yellow

Connection Terminals



Recommended replacement(s)