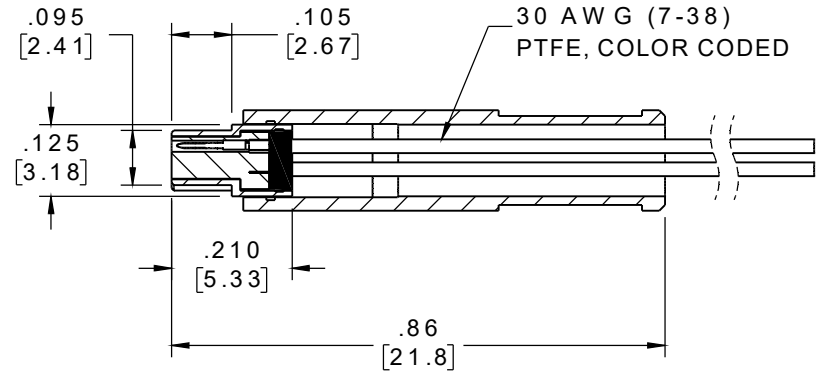
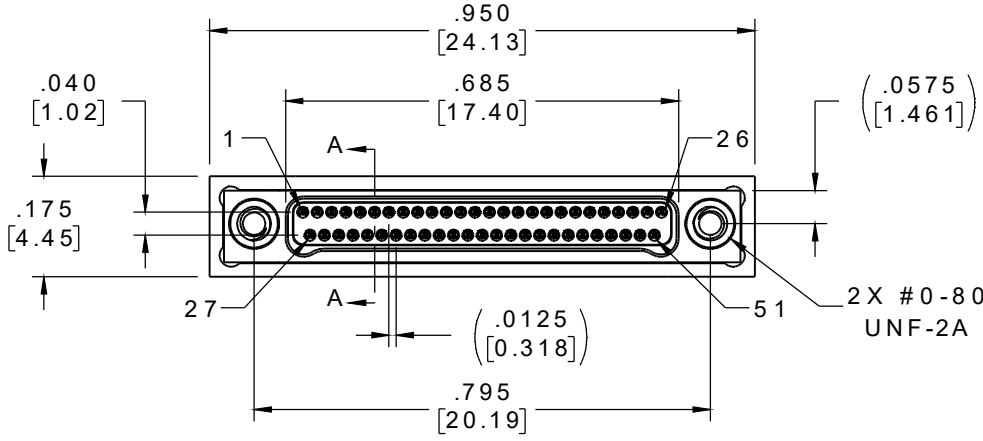
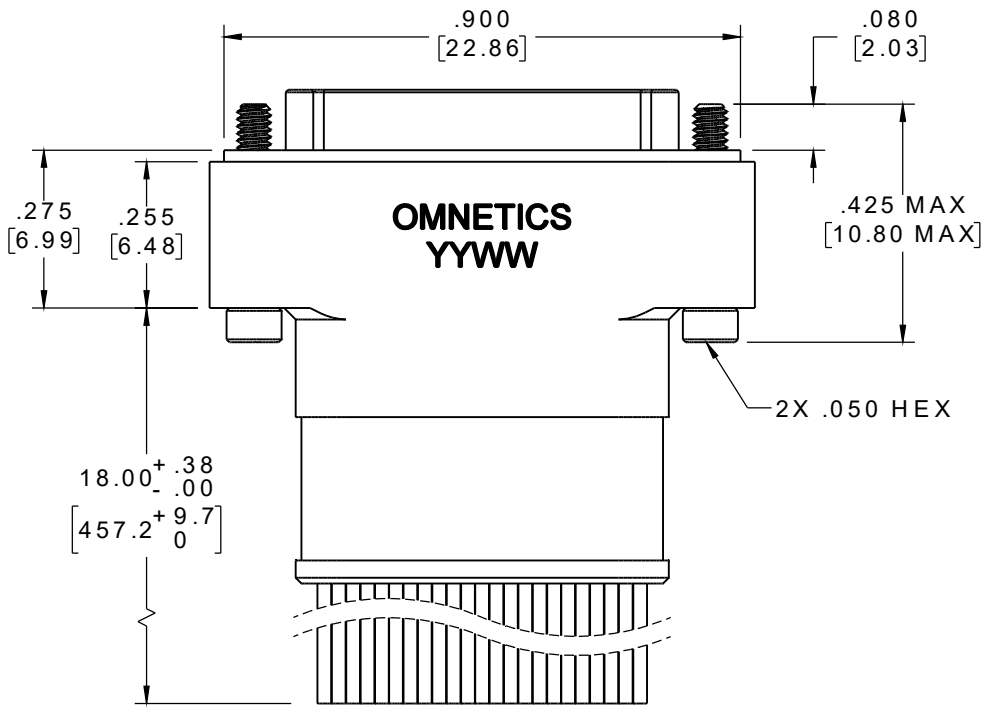


PART NO.	A28111-051	REV	ECO	DATE	APP
		A	104304	03-07-18	HV

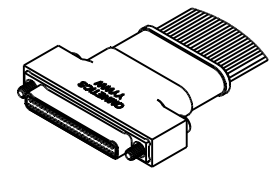


SECTION A-A



PIN #	COLOR
1, 11, 21, 31, 41, 51	BLACK
2, 12, 22, 32, 42	BROWN
3, 13, 23, 33, 43	RED
4, 14, 24, 34, 44	ORANGE
5, 15, 25, 35, 45	YELLOW
6, 16, 26, 36, 46	GREEN
7, 17, 27, 37, 47	BLUE
8, 18, 28, 38, 48	VIOLET
9, 19, 29, 39, 49	GRAY
10, 20, 30, 40, 50	WHITE

INTERNAL USE ONLY  
USE MFG LOADING  
PROCEDURE A28000-051



ACTUAL SIZE  
EXCLUDING WIRE LENGTH

NOTE:  
DIMENSIONS IN [ ] ARE IN MILLIMETERS UNLESS OTHERWISE NOTED AND ARE FOR REFERENCE ONLY

MNP/OSL/DW	THIRD ANGLE
	-TOLERANCES- UNLESS OTHERWISE NOTED
	DIMENSIONS IN INCHES
	2 PL DEC ± .01 3 PL DEC ± .005 4 PL DEC ± .0005 ANGLES ± 1°

THIS DRAWING CONTAINS CONFIDENTIAL AND PROPRIETARY INFORMATION WHICH IS THE PROPERTY OF OMNETICS CONNECTOR CORP. THIS DOCUMENT MAY NOT, IN WHOLE OR IN PART, BE DUPLICATED, OR DISCLOSED FOR ANY PURPOSE, WITHOUT WRITTEN PERMISSION FROM OMNETICS CONNECTOR CORP.	
DFTM. HV	DATE 03-02-18
CHK'D.	DATE
APP'D.	DATE
TITLE: (51) PIN MALE Bi-Lobe® CONNECTOR W/BACKSHELL	

**OMNETICS**  
CONNECTOR CORPORATION  
7260 COMMERCE CIRCLE EAST  
MINNEAPOLIS, MN 55432  
WWW.OMNETICS.COM

CAGE CODE 61873	
DWG NO. A28111-051	
SHEET 1 OF 2	REV A
SCALE: 3:1	