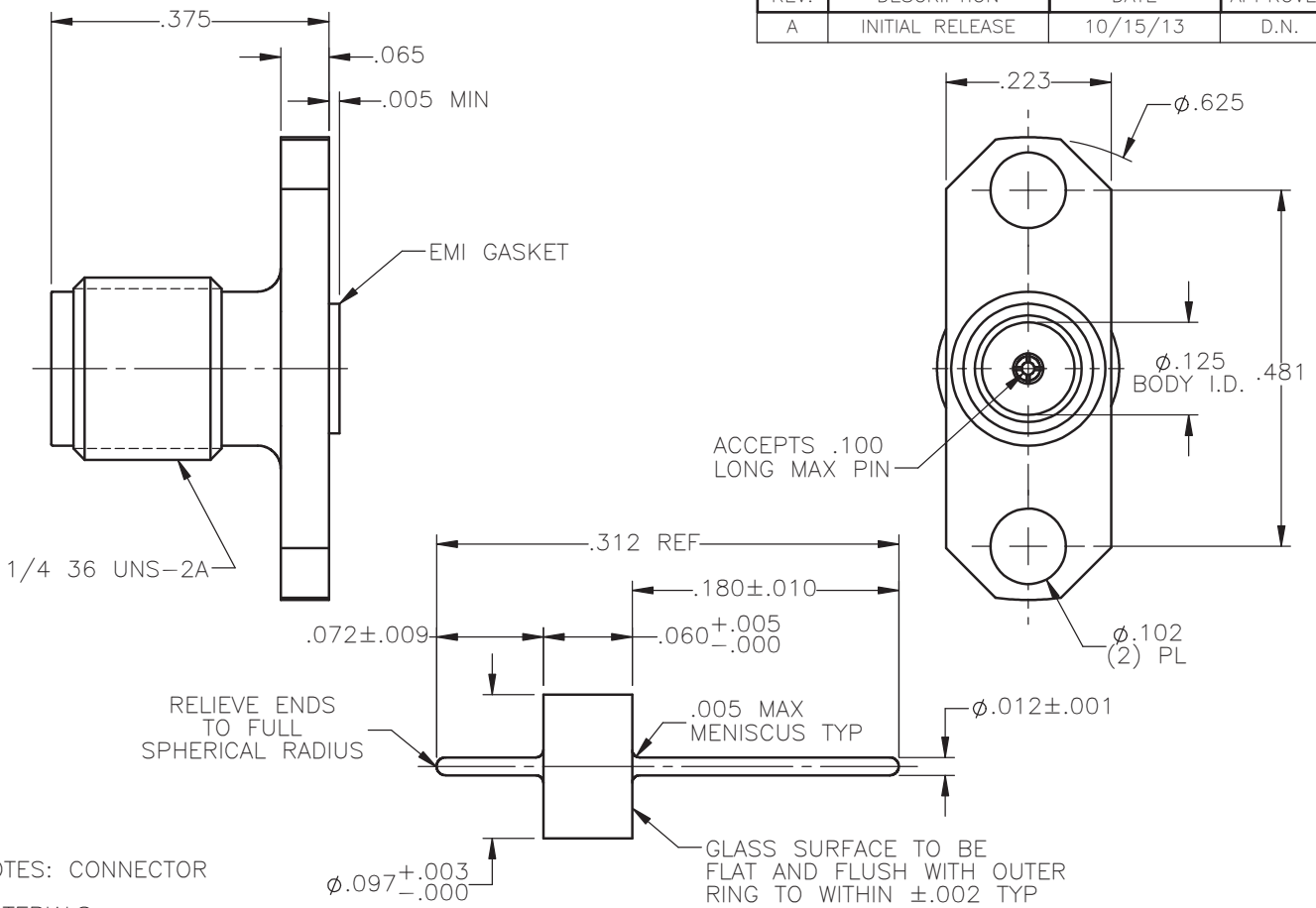


REVISIONS			
REV.	DESCRIPTION	DATE	APPROVED
A	INITIAL RELEASE	10/15/13	D.N.



NOTES: CONNECTOR

MATERIALS:



1. BODY = STAINLESS STEEL PER ASTM A582, ALLOY 303, CONDITION "A".
2. INSULATOR = VIRGIN WHITE TEFLON PER ASTM D1710, GRADE 1, TYPE I, CLASS "B".
3. CONTACT = BERYLLIUM COPPER PER ASTM B196, ALLOY C17300, TEMPER TD04.
4. EMI GASKET = CONDUCTIVE SILVER/SILICONE ELASTOMERS 70 DUROMETER.

FINISHES:

1. BODY = PASSIVATE PER QQ-P-35, TYPE VI.
2. CONTACT = GOLD PLATE PER MIL-G-45204, TYPE II, CLASS 1, GRADE C, OVER .00010 TO .00020 STRESS FREE SULFAMATE NICKEL PER QQ-N-290.

NOTES: GLASS SEAL

1. MATERIALS:
OUTER RING AND PIN = KOVAR
GLASS BEAD = CORNING 7052
2. FINISH:
OUTER RING AND PIN = GOLD PLATE PER MIL-G-45204, TYPE II, GRADE C, CLASS I,
OVER NICKEL PER MIL-C-26074, CLASS I, OVER COPPER PER MIL-C-14550.
3. PIN AND OUTER RING TO BE CONCENTRIC WITHIN .003 T.I.R.
4. GLASS SURFACES TO BE FREE OF CRAZING OR HAIRLINE CRACKS UNDER FOUR POWER MAGNIFICATION.
5. ASSEMBLY TO HAVE LEAK RATE LESS THAN 1×10^{-8} cc/sec.
6. UNLESS OTHERWISE SPECIFIED, BREAK SHARP EDGES .003 MAX.

UNLESS OTHERWISE SPECIFIED DIMENSIONS ARE IN INCHES TOLERANCES ON	DWN:	DATE	 Property of Radiall This document cannot be reproduced or communicated to a third party without prior written permission of RADIALL.			
	D.N.	10/15/13				
DECIMAL	ANGLE	CHKD:	DATE	SMA STRAIGHT JACK 2 HOLE FLANGE MOUNT HERMETIC SEAL LAUNCHER		
		J.S.	10/15/13			
		APVD:	DATE			
		J.M.	10/15/13			
REFERENCE:	MATERIALS & FINISHES:		SIZE	FSCM NO.	DWG NO.	REV
ORIGINATED: D.N. DATE: 10/15/13	SEE NOTES		A	19505	9144-9513-000	A
			SCALE 4:1	THIRD ANGLE PROJECTION		SHEET 1 OF 1

9144-9513-000