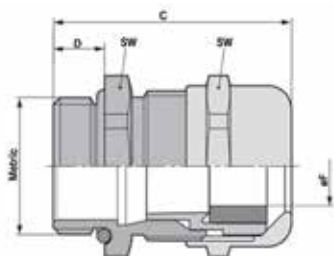




SKINTOP® MS-M/MSR-M


Nickel-plated brass strain relief with metric thread



Complete the installation

 SKINTOP® DIX bushing page 545

 Plugs page 522

 SKINDICHT® SM locknuts page 542

SKINTOP® MS/MSR is a superior quality, liquid-tight, metallic cable gland intended for applications where ruggedness and durability are required. These cable glands are suitable for a wide range of applications, from manufacturing machinery to measurement and control equipment, including automation and robotics. SKINTOP® MSR includes reducer bushing.

Approvals



* DNV pending for size M75; UL, CSA, DNV & VDE pending for sizes M90 & M110

Application advantage

- Suitable for use in areas with high demands on special mechanical and chemical stability
- The heavy duty SKINTOP® design provides great pull-out strength and very reliable strain relief
- Extended temperature range due to the nickel-plated brass body
- Generous high-quality neoprene bushing and NBR O-ring provide a liquid-tight and dust-proof hermetic seal

Technical data	
Material:	<ul style="list-style-type: none"> - body: nickel-plated brass - insert: polyamide - bushing: CR - O-ring: NBR
Temperature range:	<ul style="list-style-type: none"> - static: -40°C to +100°C - dynamic: -25°C to +100°C
Locknuts:	add SKINDICHT® SM-M, page 542
IP Protection:	<ul style="list-style-type: none"> 70 PSI - M12 - M50: IP68, 10 bar - M12 - M63: IP68, 5 bar IP69 NEMA 1, 4X, 6, 12 - M12 - M75: IP68, 1 bar

Part number	Thread	UL status	Clamping range (øF)		Wrenching flats (SW) in	Overall length (C) in	Thread length (D) in	Pack size
			in	mm				
Standard								
53112000	M12 x 1.5	Recognized	0.138 - 0.276	3.5 - 7	0.630	1.044	0.256	100
53112010	M16 x 1.5	Recognized	0.177 - 0.394	4.5 - 10	0.788	1.260	0.276	100
53112020	M20 x 1.5	Listed	0.276 - 0.512	7 - 13	0.945	1.398	0.315	50
53112030	M25 x 1.5	Listed	0.354 - 0.669	9 - 17	1.142	1.477	0.315	25
53112040	M32 x 1.5	Listed	0.433 - 0.827	11 - 21	1.418	1.662	0.354	25
53112050	M40 x 1.5	Listed	0.748 - 1.103	19 - 28	1.773	1.950	0.354	10
53112060	M50 x 1.5	Listed	1.063 - 1.379	27 - 35	2.127	2.048	0.394	5
53112070	M63 x 1.5	Listed	1.339 - 1.773	34 - 45	2.639	2.415	0.591	5
53112080	M63 x 1.5, plus	Listed	1.733 - 2.167	44 - 55	2.955	2.580	0.591	5
53112510	M75 x 1.5	Listed	2.285 - 2.679	58 - 68	3.743	4.137	0.591	1
53112512	M90 x 2.0	Listed	2.600 - 3.073	66 - 78	4.531	5.358	0.788	1
53112514	M110 x 2.0	Listed	3.388 - 3.861	86 - 98	5.319	6.067	0.985	1
Reducer bushing								
53112100	M12 x 1.5	Recognized	0.078 - 0.197	2 - 5	0.630	1.044	0.256	100
53112110	M16 x 1.5	Recognized	0.078 - 0.276	2 - 7	0.788	1.260	0.276	100
53112120	M20 x 1.5	Listed	0.197 - 0.394	5 - 10	0.945	1.398	0.315	50
53112130	M25 x 1.5	Listed	0.236 - 0.512	6 - 13	1.142	1.477	0.315	25
53112140	M32 x 1.5	Listed	0.276 - 0.591	7 - 15	1.418	1.662	0.354	25
53112150	M40 x 1.5	Listed	0.591 - 0.906	15 - 23	1.773	1.950	0.354	10
53112160	M50 x 1.5	Listed	0.866 - 1.142	22 - 29	2.127	2.048	0.394	5
53112170	M63 x 1.5	Listed	1.103 - 1.536	28 - 39	2.639	2.415	0.591	5
53112511	M75 x 1.5	Listed	2.088 - 2.482	53 - 63	3.743	4.137	0.591	1
53112515	M110 x 2.0	Listed	2.994 - 3.467	76 - 88	5.319	6.067	0.985	1

If not otherwise specified, all values relating to the product are nominal values. Photographs are not to scale and are not true representations of the products in question.