

XUBT1PSNM12

Photoelectric sensors XU, transparent material,
Sn 0...0.8 mm, NO or NC, M12



Main

Range of Product	Telemecanique Photoelectric sensors XU
Series name	Application packaging
Electronic sensor type	Photo-electric sensor
Product Specific Application	Detection of transparent object
Sensor name	XUBT1
Sensor design	Cylindrical M18
Detection system	Reflex
Material	Plastic
Line of sight type	Axial
Supply circuit type	DC
Wiring Technique	3-wire
Discrete output type	PNP
Discrete output function	1 NO or 1 NC programmable
Electrical connection	1 male connector M12, 4 pins
Emission	Dual lens red reflex
[Sn] nominal sensing distance	0.00...2.62 ft (0...0.8 m) need reflector XUZC50

Complementary

Kit composition	Reflector XUZC50 Sensor
Enclosure Material	PBT
Lens material	PMMA
Beam angle	1.5 °
Blind zone	3.94 in (100 mm)
Spot diameter	1.46 in (37 mm)
Type of output signal	Discrete
Output Type	Solid state
Status LED	Supply on 1 LED green) Output state 1 LED yellow) Alignment 1 LED red)
[Us] rated supply voltage	12...24 V DC reverse polarity protection
Supply voltage limits	10...32 V DC
Switching capacity in mA	100 mA overload and short-circuit protection)
Switching frequency	250 Hz
Maximum voltage drop	<1.5 V closed state)
Current consumption	30 mA no-load
Maximum delay first up	2000 ms
Maximum delay response	2000 ms
Maximum delay recovery	2000 ms
Net Weight	0.10 lb(US) (0.045 kg)

The information provided in this documentation contains general descriptions and/or technical characteristics of the performance of the products contained herein. This documentation is not intended as a substitute for and is not to be used for determining suitability or reliability of these products for specific user applications. It is the duty of any such user or integrator to perform the appropriate and complete risk analysis, evaluation and testing of the products with respect to the relevant specific application or use thereof. Neither Schneider Electric Industries SAS nor any of its affiliates or subsidiaries shall be responsible or liable for misuse of the information contained herein.

Environment

Product Certifications	CSA UL CE
Ambient Air Temperature for Operation	32...131 °F (0...55 °C)
Ambient Air Temperature for Storage	-40...158 °F (-40...70 °C)
Vibration resistance	7 gn +/- 1 mm 10...55 Hz) IEC 60068-2-6
Shock resistance	30 gn 11 ms) IEC 60068-2-27
IP degree of protection	IP65 IEC 60529 double insulation) IP67 IEC 60529 double insulation)

Ordering and shipping details

Category	22481-SENSORS, PHOTOELECTRIC
Discount Schedule	DS2
GTIN	3389119037860
Nbr. of units in pkg.	1
Package weight(Lbs)	1.62 oz (46.0 g)
Returnability	No
Country of origin	ID

Packing Units

Unit Type of Package 1	PCE
Package 1 Height	1.65 in (4.2 cm)
Package 1 width	2.56 in (6.5 cm)
Package 1 Length	3.74 in (9.5 cm)
Unit Type of Package 2	S01
Number of Units in Package 2	22
Package 2 Weight	2.41 lb(US) (1.093 kg)
Package 2 Height	5.91 in (15 cm)
Package 2 width	5.91 in (15 cm)
Package 2 Length	15.75 in (40 cm)

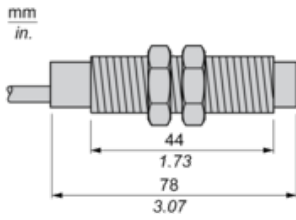
Offer Sustainability

Sustainable offer status	Green Premium product
California proposition 65	WARNING: This product can expose you to chemicals including: Diisononyl phthalate (DINP), which is known to the State of California to cause cancer, and Di-isodecyl phthalate (DIDP), which is known to the State of California to cause birth defects or other reproductive harm. For more information go to www.P65Warnings.ca.gov
REACH Regulation	REACH Declaration
EU RoHS Directive	Pro-active compliance (Product out of EU RoHS legal scope) EU RoHS Declaration
Mercury free	Yes
RoHS exemption information	Yes
Environmental Disclosure	Product Environmental Profile
Circularity Profile	End Of Life Information

Contractual warranty

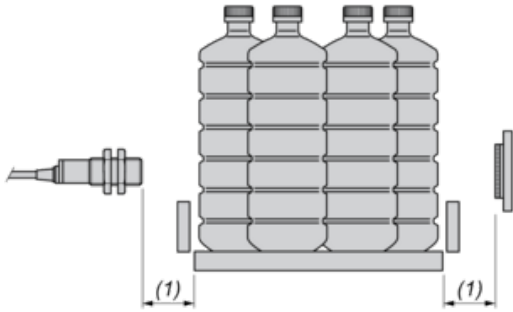
Warranty	18 months
----------	-----------

Dimensions



Setting-up

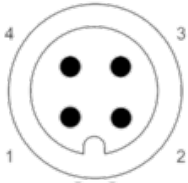
Recommended Distances and Application Restraints



(1) Blind zone : 0,1 m

Wiring Schemes

M12 Connector



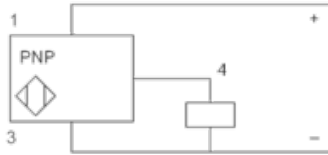
3 : (-)

1 : (+)

4 : OUT/Output

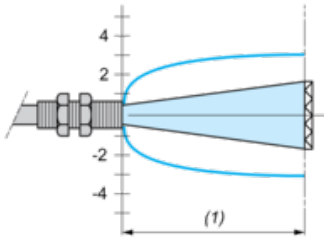
2 : Not connected

PNP



Detection Curves

Line of Sight Along Case Axis



$S_n \leq 0.8 \text{ m}$