



These plug-in units (855 Series) are inductive, single-conductor current transformers. Due to the measurement principle used, these current transformers are exclusively designed for AC network applications.

Features:

- Screwless CAGE CLAMP® connection technology
- Several mounting options available
- Vibration- and shock-resistant
- High mechanical retention forces
- High current-carrying capacity
- Continuous overload of 120% the nominal primary current
- Low-voltage current transformer for operating voltages up to max. 1.2 kV
- For 690 V power networks
- UL recognized components

Data

Technical data

| | |
|--|---|
| Accuracy class | 1 |
| Primary rated current | 300 A |
| Rated continuous thermal current I_{cth} | $1.2 \times I_N$ |
| Rated short-time thermal current I_{th} | $60 \times I_N / 1 \text{ s}$ (max. 100 kA / 1 s) |
| Overcurrent limiting factor | FS5 / FS10 (type dependent; see type plate inscription) |
| Rated frequency | 50 ... 60 Hz |
| Secondary rated current | 5 A |
| Rated power S_r | 5 VA |

Safety and protection

| | |
|-------------------------------------|--------------------------|
| Highest voltage for equipment U_m | AC 1.2 kV _{rms} |
| Test voltage | AC 6 kV; 50 Hz; 1 min |

Connection data

| | |
|-------------------------|--|
| Connection technology | CAGE CLAMP® |
| Solid conductor | 0.08 ... 4 mm ² / 28 ... 12 AWG |
| Fine-stranded conductor | 0.08 ... 4 mm ² / 28 ... 12 AWG |
| Strip length | 9 ... 10 mm / 0.35 ... 0.39 inch |

Subject to changes. Please also observe the further product documentation!



Physical data

| | |
|--------|----------------------|
| Width | 60 mm / 2.362 inch |
| Height | 80.9 mm / 3.185 inch |
| Depth | 52 mm / 2.047 inch |

Mechanical data

| | |
|---------------|--|
| Mounting type | Closed current transformer Installation on mounting plate Mounting on DIN-rail via DIN-rail adapter Mounting on round cable |
|---------------|--|

Material data

| | |
|------------------|-------|
| Insulation class | E |
| Weight | 230 g |

Environmental requirements

| | |
|---|---------------|
| Surrounding air temperature (operation) | -5 ... 50 °C |
| Surrounding air temperature (storage) | -25 ... 70 °C |
| Operating altitude (max.) | 1000 m |

Standards and specifications

| | |
|--------------------------|---|
| Conformity marking | CE |
| Standards/Specifications | EN 61869-1 EN 61869-2 UL: E356480 |

Commercial data

| | |
|-----------------------|---------------|
| PU (SPU) | 1 Stück |
| Packaging type | box |
| Country of origin | HU |
| GTIN | 4055143389174 |
| Customs tariff number | 85043129900 |

Approvals / Certificates

UL-Approvals

| Logo | Approval | Additional Approval Text | Certificate name |
|------|----------|--------------------------|------------------|
|------|----------|--------------------------|------------------|

Subject to changes. Please also observe the further product documentation!

WAGO Kontakttechnik GmbH & Co. KG
Hansastr. 27
32423 Minden
Phone: +49571 887-0 | Fax: +49571 887-169
Email: info.de@wago.com | Web: www.wago.com

Do you have any questions about our products?
We are always happy to take your call at +49 (571) 887-44222.




UL
Underwriters Laboratories Inc.

E356480

Optional accessories

Tool

Operating tool

| | | |
|--|--|--|
|  | Item no.: 210-720 Operating tool; Blade: 3.5 x 0.5 mm; with a partially insulated shaft; multicoloured | www.wago.com/210-720 |
|--|--|--|

Downloads

Documentation

Additional Information

| | | | |
|--|---------|-----------------|----------|
| Disposal; Electrical and electronic equipment, Packaging | V 1.0.0 | pdf 265.8 kB | Download |
|--|---------|-----------------|----------|

Engineering-Software

Software for Interface-Products

| | | | |
|---|------------------------|-----------------|----------|
| WAGO Interface Configuration Software G2 FULL The full setup, in addition to the WAGO Interface Configuration Software G2, includes the installation for the Microsoft .NET Framework. | 1.0.7.9 Apr 8, 2021 | exe 114.0 MB | Download |
| WAGO Interface Configuration Software G2 SMALL The full setup only includes the WAGO Interface Configuration Software G2. | 1.0.7.9 Apr 8, 2021 | exe 30.0 MB | Download |

CAD/CAE-Data

CAD data

| | | |
|------------------------------|-----|----------|
| 2D/3D Models 855-305/300-501 | URL | Download |
|------------------------------|-----|----------|

CAE data

| | | |
|-----------------------------------|-----|----------|
| EPLAN Data Portal 855-305/300-501 | URL | Download |
| ZUKEN Portal 855-305/300-501 | URL | Download |

Subject to changes. Please also observe the further product documentation!

WAGO Kontakttechnik GmbH & Co. KG
Hansastr. 27
32423 Minden
Phone: +49571 887-0 | Fax: +49571 887-169
Email: info.de@wago.com | Web: www.wago.com

Do you have any questions about our products?
We are always happy to take your call at +49 (571) 887-44222.

Environmental Product Compliance

Compliance Search

Environmental Product Compliance 855-305/300-501

[URL](#)

[Download](#)


Plug-in current transformer; Primary rated current 300 A; Secondary rated current: 5 A; Rated power: 5 VA; Accuracy class: 1

Installation Notes

Conductor termination




Conductor termination – screwdriver actuation perpendicular to conductor entry




Conductor termination – screwdriver actuation parallel to conductor entry


Installation



Installation on copper current bar



Installation on round cable



Installation on mounting plate

Subject to changes. Please also observe the further product documentation!



Mounting on DIN-rail via 855-9900 DIN-Rail Adapter



Installation via 855-9910 Quick-Mount Kit

Subject to changes. Please also observe the further product documentation!