




Standard hoods/housings for industrial connectors
Double locking lever

Identification	Cable entry	Part number	Drawing (dimensions in mm)
<p>Han® B, Hood, Top entry, IP65</p> 	<p>1x M40 1x M50</p>	<p>19 30 132 0428 19 30 132 0429</p>	
<p>Han® B, Hood, Side entry, IP65</p> 	<p>1x M40</p>	<p>19 30 132 0528</p>	
<p>Han® B, Bulkhead mounted housing, Han-Easy Lock®, IP65</p> 		<p>09 30 132 0301</p>	<p>Panel cut out</p>