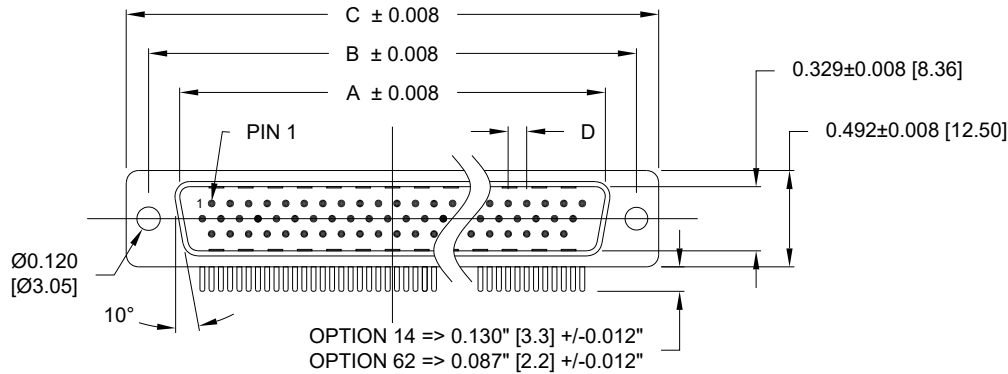


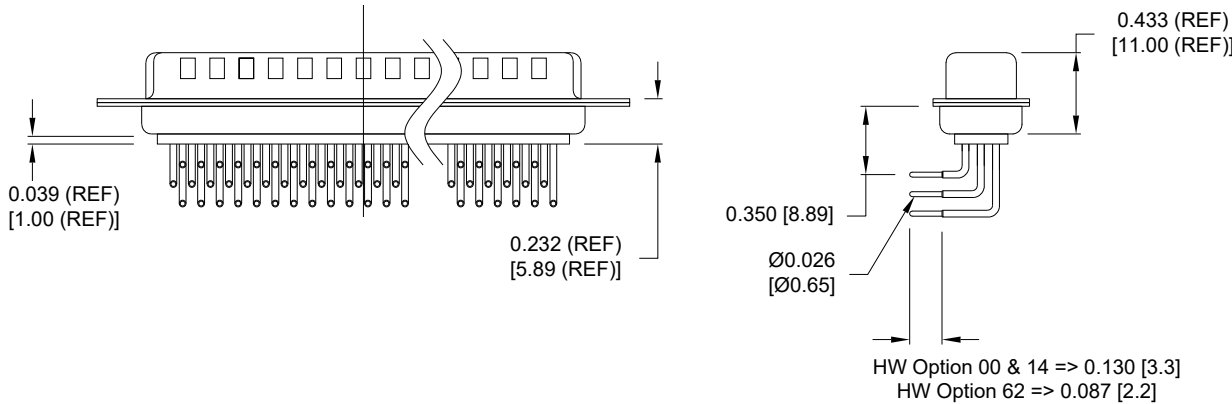
SHELL: STEEL MATERIAL, NICKEL FINISH  
 INSULATOR: PA9T UL 94 V-0 RATED, BLACK COLOR (PROCESS TEMP 260°C)  
 SEALING MATERIAL: F08 FLEXIBLE ADHESIVE  
 CONTACT: GOLD PLATED BRASS

ELECTRICAL:

CONTACT CURRENT RATING: 3 AMPS  
 CONTACT RESISTANCE: 10 mOHMS Max.  
 DIELECTRIC WITHSTANDING VOLTAGE: 1,000VAC Min.  
 INSULATION RESISTANCE: 5,000 MOHMS Min.  
 TEMPERATURE RATING: -55° ~ +125° C



DIMENSIONS (in.)					
No. OF PINS	A	B	C	D	Insulator Material
15	0.665	0.984	1.213	0.090	PA9T
26	0.994	1.311	1.543	0.090	PA9T
44	1.534	1.852	2.088	0.090	PA9T



DIMENSIONS (mm)					
No. OF PINS	A	B	C	D	Insulator Material
15	16.90	25.00	30.80	2.29	PA9T
26	25.25	33.30	39.20	2.29	PA9T
44	38.95	47.05	53.05	2.29	PA9T

**MEETS IP67 STANDARDS**  
 (SEE PAGE 4 FOR SEALING DETAILS)

**781-M YY-1 1 3 R YY 1**

SERIES \_\_\_\_\_  
 MACHINED CONTACTS \_\_\_\_\_  
 POSITIONS \_\_\_\_\_  
     15 \_\_\_\_\_  
     26 \_\_\_\_\_  
     44 \_\_\_\_\_  
 GENDER \_\_\_\_\_  
     1 = MALE \_\_\_\_\_  
 TERMINATION \_\_\_\_\_  
     1 = RIGHT ANGLE \_\_\_\_\_  
 SHELL PLATING \_\_\_\_\_  
     3 = NICKEL \_\_\_\_\_  
 HARDWARE OPTIONS \_\_\_\_\_  
     00 = NO HARDWARE \_\_\_\_\_  
     14 = BRACKET, #4-40 INSERT, BOARD LOCK \_\_\_\_\_  
     62 = BRACKET, #4-40 INSERT, BOARD LOCK \_\_\_\_\_  
 PLATING OPTIONS \_\_\_\_\_  
     1 = GOLD FLASH, ENTIRE CONTACT \_\_\_\_\_

RoHS COMPLIANT

UNITS = inch [mm]

DO NOT SCALE FROM DRAWING



THESE DRAWINGS AND SPECIFICATIONS ARE THE PROPERTY OF NorComp AND SHALL NOT BE REPRODUCED, COPIED OR USED AS THE BASIS FOR THE MANUFACTURE OR SALE OF APPARATUS WITHOUT WRITTEN PERMISSION.

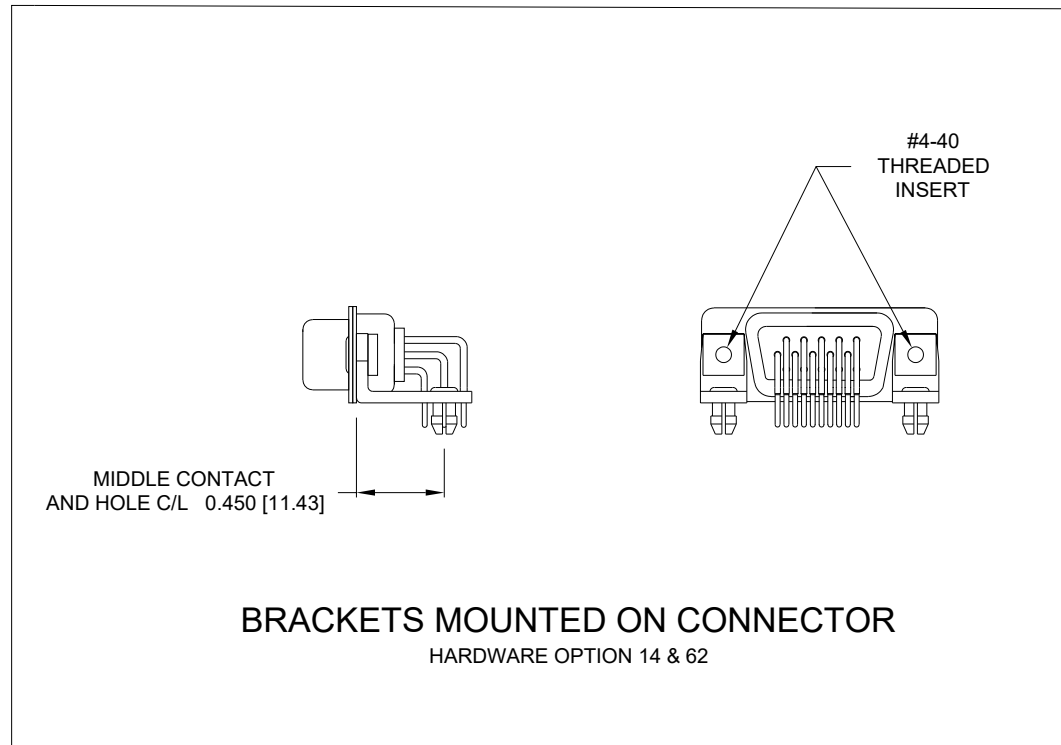
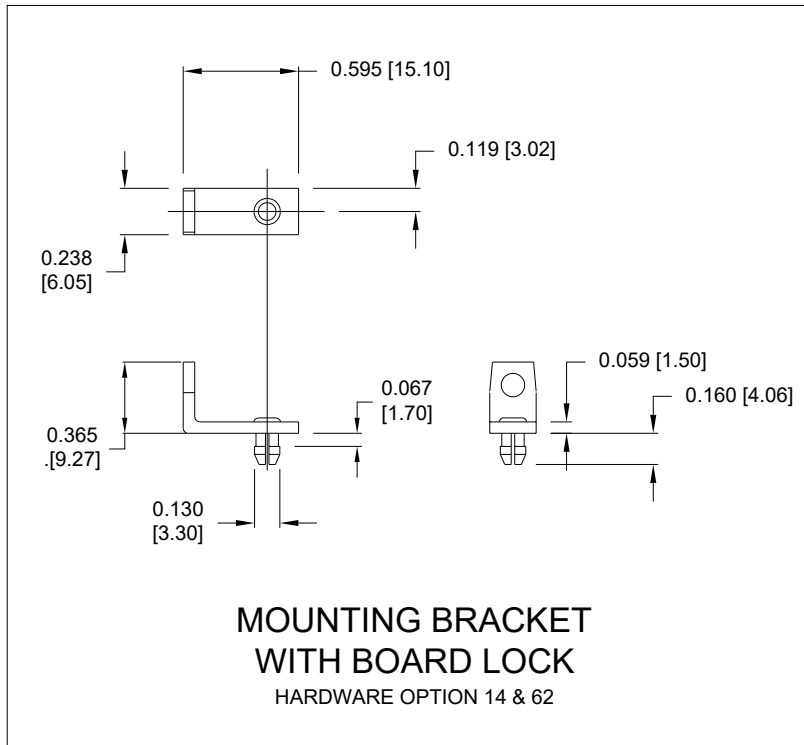
DRAWN:  
C. SMITH

DATE:  
03/16/2007

NorComp

SCALE: NTS SHEET 1 OF 4 REV 11

DWG NO. 781-MYY-113RYY1



RoHS COMPLIANT

UNITS = inch [mm]

DO NOT SCALE FROM DRAWING



THESE DRAWINGS AND SPECIFICATIONS ARE THE PROPERTY OF NorComp AND SHALL NOT BE REPRODUCED, COPIED OR USED AS THE BASIS FOR THE MANUFACTURE OR SALE OF APPARATUS WITHOUT WRITTEN PERMISSION.

DRAWN:  
C. SMITH

DATE:  
03/16/2007

NorComp

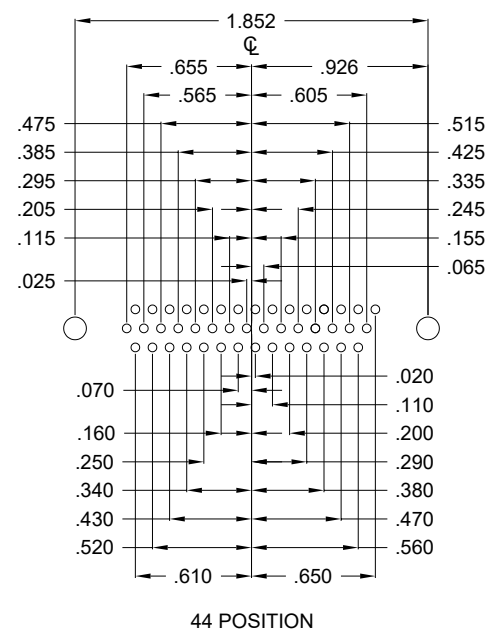
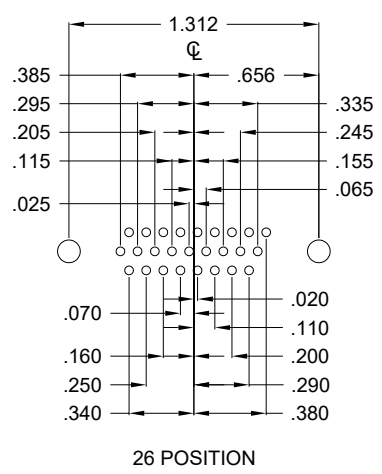
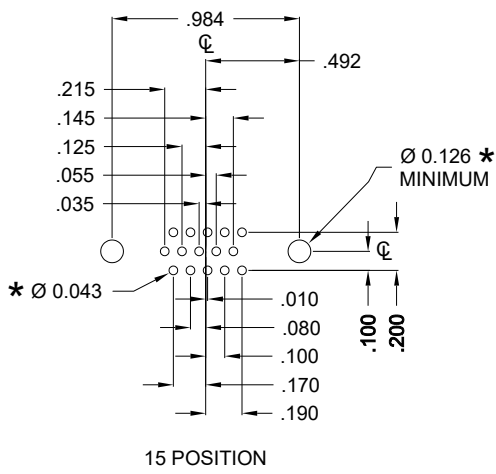
SCALE:  
NTS

SHEET 2 OF 4

REV 11

DWG NO.

781-MYY-113RYY1



HOLE PATTERN SHOWN  
ARE FOR MALE

\* TYP.  
SUGGESTED SIZE  
MAY NOT BE SUITABLE FOR ALL APPLICATIONS

RoHS COMPLIANT

UNITS = inch

DO NOT SCALE FROM DRAWING

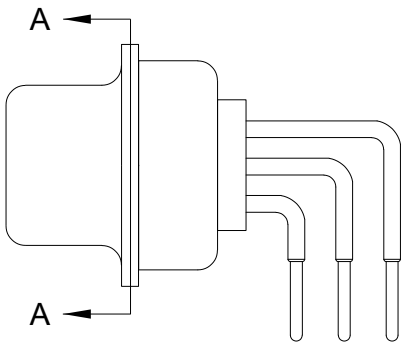


THESE DRAWINGS AND SPECIFICATIONS ARE THE PROPERTY OF NorComp AND SHALL NOT BE REPRODUCED, COPIED OR USED AS THE BASIS FOR THE MANUFACTURE OR SALE OF APPARATUS WITHOUT WRITTEN PERMISSION.

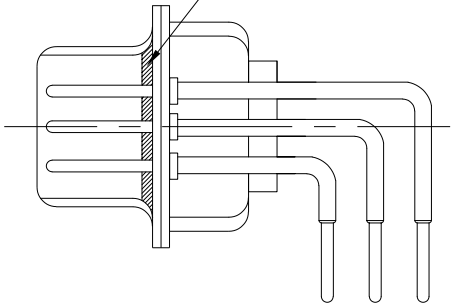
DRAWN:  
C. SMITH  
DATE:  
03/16/2007

NorComp

SCALE: NTS	SHEET 3	OF 4	REV 11
DWG NO. 781-MYY-113RYY1			



FRONT SEAL APPLIED OVER INSULATOR AND BETWEEN FRONT & REAR SHELLS



DETAIL A-A

RoHS COMPLIANT

DO NOT SCALE FROM DRAWING



THESE DRAWINGS AND SPECIFICATIONS ARE THE PROPERTY OF NorComp AND SHALL NOT BE REPRODUCED, COPIED OR USED AS THE BASIS FOR THE MANUFACTURE OR SALE OF APPARATUS WITHOUT WRITTEN PERMISSION.

DRAWN:  
C. SMITH  
DATE:  
03/16/2007

NorComp

SCALE: NTS	SHEET 4	OF 4	REV 11
DWG NO.		781-MYY-113RYY1	