


Data sheet | Item number: 726-601

Common potential matrix patchboard; Marking 1-24; with 1 input module
incl. end plate; Color of modules: gray; Numbering of modules arranged
vertically; for 19" racks; Slimline version; 2,50 mm²; dark gray



www.wago.com/726-601



Dimensions in mm

Dimensions in mm

Common Potential Matrix Patchboards – Slimline Version, for
19" Racks

Subject to changes. Please also observe the further product documentation!

WAGO Kontakttechnik GmbH & Co. KG
Hansastr. 27
32423 Minden
Phone: +49571 887-0 | Fax: +49571 887-169
Email: info.de@wago.com | Web: www.wago.com

Do you have any questions about our products?
We are always happy to take your call at +49 (571) 887-44222.



Data

Electrical data

Rated current	24 A
Rated current 2	76 A

Connection data

Connection type (1)	Page 1
Connection technology	CAGE CLAMP®
Number of connection points	2
Actuation type	Operating tool
Connectable conductor materials	Copper
Solid conductor	0.08 ... 2.5 mm ² / 28 ... 14 AWG
Fine-stranded conductor	0.08 ... 2.5 mm ² / 28 ... 14 AWG
Strip length	8 ... 10 mm / 0.31 ... 0.39 inch
Wiring direction	Front-entry wiring
Connection type 2	Page 2
Connection technology 2	Push-in CAGE CLAMP®
Number of connection points 2	1
Solid conductor 2	0.2 ... 16 mm ² / 24 ... 6 AWG
Fine-stranded conductor 2	0.2 ... 16 mm ² / 24 ... 6 AWG
Strip length 2	16 ... 17 mm / 0.63 ... 0.67 inch

Physical data

Width	34.6 mm / 1.362 inch
Height	132 mm / 5.197 inch
Depth	84.2 mm / 3.315 inch

Mechanical data

Marking	1 ... 24
Design	slimline

Material data

Color	dark gray
Module color	gray

Subject to changes. Please also observe the further product documentation!




Fire load	2.34 MJ
Weight	204.8 g

Commercial data


Product Group	12 (Matrix Patch Board)
PU (SPU)	10 (1) Stück
Packaging type	box
Country of origin	DE
GTIN	4055143628662
Customs tariff number	85369010000

Approvals / Certificates

Country specific Approvals

Logo	Approval	Additional Approval Text	Certificate name
	CCA DEKRA Certification B.V.	EN 60998	NTR NL-7623
	CSA DEKRA Certification B.V.	C22.2 No. 158	1101143
	KEMA/KEUR DEKRA Certification B.V.	EN 60998	71-100850

UL-Approvals

Logo	Approval	Additional Approval Text	Certificate name
	UL UL International Germany GmbH	UL 1059	E45172

Optional accessories

Jumpers

Jumper

Subject to changes. Please also observe the further product documentation!



Item no.: 709-107

Wire commoning chain; 0.5 mm²; insulated; gray

www.wago.com/709-107

Terminal blocks

Supply terminal block



Item no.: 2016-7611

Spare supply terminal block; 16 mm²; 12 mm; Push-in CAGE CLAMP®; 16,00 mm²; gray

www.wago.com/2016-7611

Marking accessories

Marking strip



Item no.: 2009-110

Marking strips; for Smart Printer; on reel; not stretchable; plain; snap-on type; white

www.wago.com/2009-110

Marker carrier



Item no.: 726-902

Adaptor; dark gray

www.wago.com/726-902

Marker



Item no.: 2009-115

WMB-Inline; for Smart Printer; 1500 pieces on roll; stretchable 5 - 5.2 mm; plain; snap-on type; white

www.wago.com/2009-115



Item no.: 793-5501/000-007

WMB marking card; as card; for terminal block width 5 - 17.5 mm; stretchable 5 - 5.2 mm; plain; snap-on type; gray

www.wago.com/793-5501/000-007



Item no.: 793-5501/000-012

WMB marking card; as card; for terminal block width 5 - 17.5 mm; stretchable 5 - 5.2 mm; plain; snap-on type; orange

www.wago.com/793-5501/000-012



Item no.: 793-5501/000-014

WMB marking card; as card; for terminal block width 5 - 17.5 mm; stretchable 5 - 5.2 mm; plain; snap-on type; brown

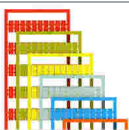
www.wago.com/793-5501/000-014



Item no.: 793-5501/000-017

WMB marking card; as card; for terminal block width 5 - 17.5 mm; stretchable 5 - 5.2 mm; plain; snap-on type; green

www.wago.com/793-5501/000-017



Item no.: 793-5501/000-023

WMB marking card; as card; for terminal block width 5 - 17.5 mm; stretchable 5 - 5.2 mm; plain; snap-on type; light green

www.wago.com/793-5501/000-023

Item no.: 793-5501/000-024

Subject to changes. Please also observe the further product documentation!

WAGO Kontakttechnik GmbH & Co. KG

Hansastr. 27

32423 Minden

Phone: +49571 887-0 | Fax: +49571 887-169

Email: info.de@wago.com | Web: www.wago.com

Do you have any questions about our products?

We are always happy to take your call at +49 (571) 887-44222.



WMB marking card; as card; for terminal block width 5 - 17.5 mm; stretchable 5 - 5.2 mm; plain; snap-on type; violet

www.wago.com/793-5501/000-024



Item no.: 793-5501/000-005

WMB marking card; as card; for terminal block width 5 - 17.5 mm; stretchable 5 - 5.2 mm; plain; snap-on type; red

www.wago.com/793-5501/000-005



Item no.: 793-5501/000-002

WMB marking card; as card; for terminal block width 5 - 17.5 mm; stretchable 5 - 5.2 mm; plain; snap-on type; yellow

www.wago.com/793-5501/000-002



Item no.: 793-5501/000-006

WMB marking card; as card; for terminal block width 5 - 17.5 mm; stretchable 5 - 5.2 mm; plain; snap-on type; blue

www.wago.com/793-5501/000-006



Item no.: 793-5501

WMB marking card; as card; for terminal block width 5 - 17.5 mm; stretchable 5 - 5.2 mm; plain; snap-on type; white

www.wago.com/793-5501

Downloads

Documentation

Bid Text

726-601 X81 - Datei	Feb 19, 2019	xml 3.5 kB	Download
------------------------	--------------	---------------	----------

726-601 docx - Datei	Feb 21, 2019	docx 15.1 kB	Download
-------------------------	--------------	-----------------	----------

Additional Information

Technical explanations	Apr 3, 2019	pdf 2.2 MB	Download
------------------------	-------------	---------------	----------

CAD/CAE-Data

CAD data

2D/3D Models 726-601	URL	Download
----------------------	-----	----------

CAE data

EPLAN Data Portal 726-601	URL	Download
---------------------------	-----	----------

Subject to changes. Please also observe the further product documentation!

WSCAD Universe 726-601

URL

Download

ZUKEN Portal 726-601

URL

Download

Environmental Product Compliance

Compliance Search

Environmental Product Compliance 726-601


URL

Download

Common potential matrix patchboard; Marking 1-24; with 1 input module incl. end plate; Color of modules: gray; Numbering of modules arranged vertically; for 19" racks; Slimline version; 2,50 mm²; dark gray

Installation Notes

Conductor termination




CAGE CLAMP® connection

Inserting a conductor via 210-719 Operating Tool (2.5 x 0.4 mm blade).

Testing

Subject to changes. Please also observe the further product documentation!



Testing with a 2.3 mm Ø test plug (210-137).

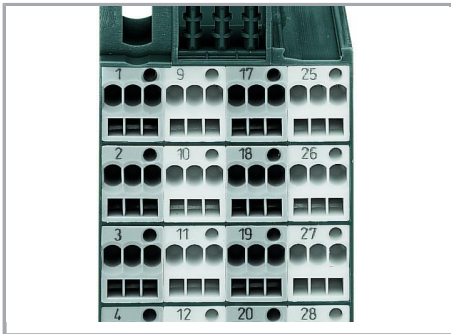


Snapping on an additional module with contact to mounting frame.




Assembling a matrix patchboard with additional module – direct connection to the mounting frame.

Marking



Factory-marked modules (Side 1: 1, 2, 3, 4 ...)



WFB continuous marking strip – fits into the matrix patchboards' marker slot and group marker carrier.



Individual group marking via WSB Quick Marking System

Subject to changes. Please also observe the further product documentation!