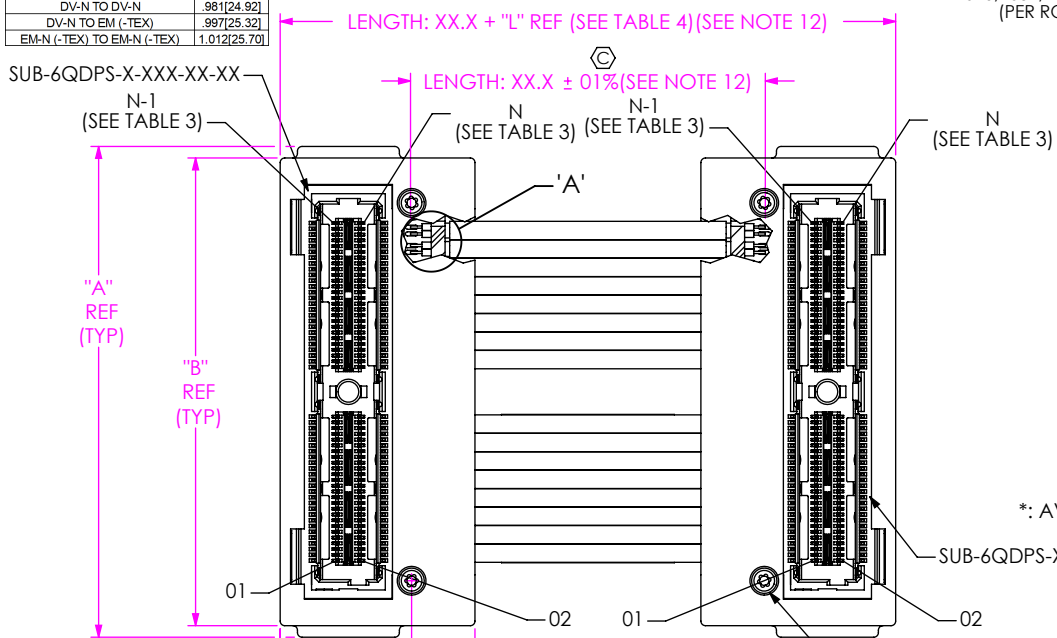


REVISION Q

DO NOT SCALE FROM THIS PRINT

TABLE 4	
END TO END	"L"
DV TO DV	1.121[28.47]
DV TO EM (-TEX)	1.067[27.09]
EM (-TEX) TO EM (-TEX)	1.012[25.70]
DV-N TO DV-N	.981[24.92]
DV-N TO EM (-TEX)	.997[25.32]
EM-N (-TEX) TO EM-N (-TEX)	1.012[25.70]

FIG 1 VERTICAL (6QDPS-032-XX.X-STR-5 SHOWN)



No. OF POSITIONS	N	N-1
-016	52	51
-032	104	103
-048	156	155
-064	208	207

No. OF POSITIONS	WIRING OPTION	"A"	"B"	QDP-XX-01	QDP-XX-02	QTY OF SUB-TTF	SUB-6QDPS-X-XXX-XX-XX	SUB-TTF-30100XX-XX-XX-XX.XX
-016	*-1, *-2, *-3, *-4	1.290 [32.77]	1.190 [30.23]	QDP-01-01	QDP-01-02	2	SUB-6QDPS-X-016-XX-XX	SUB-TTF-30100-XX-01-XX-XX.XX
	-5, -6, -7, -8	1.290 [32.77]	1.190 [30.23]	QDP-01-01	QDP-01-02	2	SUB-6QDPS-X-016-XX-XX	SUB-TTF-30100CU-XX-01-XX-XX.XX
-032	*-1, *-2, *-3, *-4	2.130 [54.10]	2.030 [51.56]	QDP-02-01	QDP-02-02	4	SUB-6QDPS-X-032-XX-XX	SUB-TTF-30100-XX-01-XX-XX.XX
	-5, -6, -7, -8	2.130 [54.10]	2.030 [51.56]	QDP-02-01	QDP-02-02	4	SUB-6QDPS-X-032-XX-XX	SUB-TTF-30100CU-XX-01-XX-XX.XX
-048	*-1, *-2, *-3, *-4	2.970 [75.44]	2.870 [72.90]	QDP-03-01	QDP-03-02	6	SUB-6QDPS-X-048-XX-XX	SUB-TTF-30100-XX-01-XX-XX.XX
	-5, -6, -7, -8	2.970 [75.44]	2.870 [72.90]	QDP-03-01	QDP-03-02	6	SUB-6QDPS-X-048-XX-XX	SUB-TTF-30100CU-XX-01-XX-XX.XX
-064	*-1, *-2, *-3, *-4	3.810 [96.77]	3.710 [94.23]	QDP-04-01	QDP-04-02	8	SUB-6QDPS-X-064-XX-XX	SUB-TTF-30100-XX-01-XX-XX.XX
	-5, -6, -7, -8	3.810 [96.77]	3.710 [94.23]	QDP-04-01	QDP-04-02	8	SUB-6QDPS-X-064-XX-XX	SUB-TTF-30100CU-XX-01-XX-XX.XX

6QDPS-XXX-XX.X-XXX-XXX-X-X

No OF POSITIONS
-016, -032, -048, -064
(PER ROW)

LENGTH
-XX.X (INCHES)
(1.72 [43.7] MIN)
(SEE NOTE 2)
(SEE NOTE 9)

FIRST END
-TTR: TERMINAL, TOP, RIGHT
-TTL: TERMINAL, TOP, LEFT
-TBR: TERMINAL, BOTTOM, RIGHT
-TBL: TERMINAL, BOTTOM, LEFT
-STR: SOCKET, TOP, RIGHT
-STL: SOCKET, TOP, LEFT
-SBR: SOCKET, BOTTOM, RIGHT
-SBL: SOCKET, BOTTOM, LEFT
(SEE TABLE 1 & SHEET 2)

-TEU: TERMINAL, EDGE MOUNT, UP
-TED: TERMINAL, EDGE MOUNT, DOWN
(SEE TABLE 5 & SHEET 4)

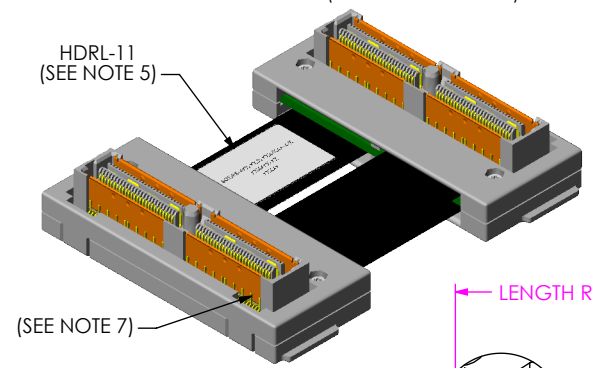
END OPTION
-F: SCREW OPTION FIRST END ONLY
-S: SCREW OPTION SECOND END ONLY
-B: SCREW OPTION BOTH ENDS
-N: NO CAPS
(SEE FIG 3, SHEET 5 FOR EDGE MOUNT END OPTIONS)
(SEE FIG 4, SHEET 5 FOR DOUBLE VERTICAL END OPTIONS)
(SEE FIG 5, SHEET 5 FOR NO CAPS OPTIONS)
(LEAVE BLANK FOR STANDARD CAPS BOTH ENDS)

WIRING OPTION (SEE NOTE 10)
*1: PIN 1 TO PIN 1
*2: PIN 1 TO PIN 2
*3: PIN 1 TO PIN N-1
*4: PIN 1 TO PIN N
-5: PIN 1 TO PIN 1
-6: PIN 1 TO PIN 2
-7: PIN 1 TO PIN N-1
-8: PIN 1 TO PIN N
(SEE TABLE 9, SHEET 6)

SECOND END
-TTR: TERMINAL, TOP, RIGHT
-TTL: TERMINAL, TOP, LEFT
-TBR: TERMINAL, BOTTOM, RIGHT
-TBL: TERMINAL, BOTTOM, LEFT
-STR: SOCKET, TOP, RIGHT
-STL: SOCKET, TOP, LEFT
-SBR: SOCKET, BOTTOM, RIGHT
-SBL: SOCKET, BOTTOM, LEFT
(SEE TABLE 1 & SHEET 3)

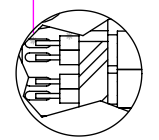
-TEU: TERMINAL, EDGE MOUNT, UP
-TED: TERMINAL, EDGE MOUNT, DOWN
(SEE TABLE 5 & SHEET 4)

*: AVAILABLE TO EXISTING CUSTOMERS ONLY



END	* "C"
-TXX	.444[11.28]
-SXX	.472[11.99]

* -DV END OPTIONS ONLY

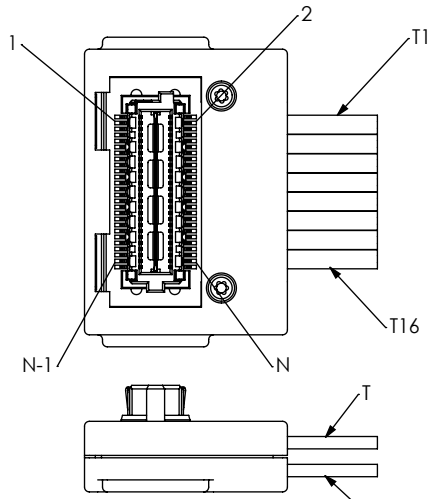


Pb THIS PRODUCT MANUFACTURED WITH LEAD-FREE PROCESSING

<p>TOLERANCES DO NOT APPLY TO REFERENCE DIMENSIONS, UNLESS OTHERWISE SPECIFIED, DIMENSIONS ARE IN INCHES.</p> <p>TOLERANCES ARE: DECIMALS ANGLES .XX: ±.01[.3] .XXX: ±.005[.13] .XXXX: ±.0020[.051]</p>	<p>PROPRIETARY NOTE THIS DOCUMENT CONTAINS CONFIDENTIAL AND PROPRIETARY INFORMATION AND ALL DESIGN, MANUFACTURING, REPRODUCTION, USE, PATENT RIGHTS AND SALES RIGHTS ARE EXPRESSLY RESERVED BY SAMTEC, INC. THIS DOCUMENT SHALL NOT BE DISCLOSED, IN WHOLE OR PART, TO ANY UNAUTHORIZED PERSON OR ENTITY NOR REPRODUCED, TRANSFERRED OR INCORPORATED IN ANY OTHER PROJECT IN ANY MANNER WITHOUT THE EXPRESS WRITTEN CONSENT OF SAMTEC, INC.</p>	<p>samtec</p> <p>520 PARK EAST BLVD, NEW ALBANY, IN 47150 PHONE: 812-944-6733 FAX: 812-948-5047 e-Mail: info@SAMTEC.com code: 55322</p>
<p>MATERIAL: DO NOT SCALE DRAWING SHEET SCALE: 1:25:1</p> <p>PLATING: -H GOLD: 30µ" CONTACT</p>	<p>DESCRIPTION: .635mm HIGH-SPEED TWIN-AX CABLE ASSEMBLY</p> <p>DWG. NO. 6QDPS-XXX-XX.X-XXX-XXX-X-X</p> <p>BY: BRATCHER 11/10/03 SHEET 1 OF 6</p>	

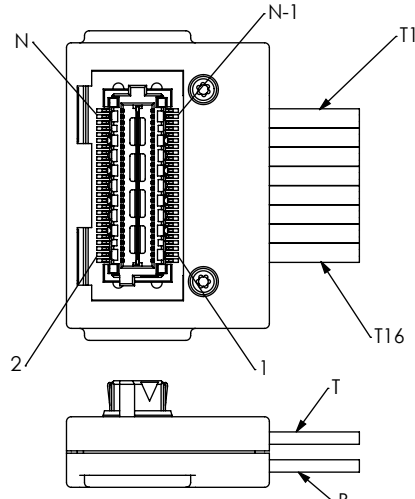
- NOTES:
- ⊙ REPRESENTS A CRITICAL DIMENSION.
 - SUB-TTF LENGTH IS EQUAL TO 6QDPS LENGTH.
 - ⊙ ALL ASSEMBLIES TO BE 100% ELECTRICALLY TESTED FOR SHORTS AND OPENS.
 - ⊙ ALL ASSEMBLIES TO BE 100% HI-POT TESTED AT 300V.
 - TOP SUB-TTF NOT SHOWN IN THIS VIEW FOR CLARITY; HDRL-11 TO BE CENTERED ON LOWER SUB-TTF AS SHOWN; HDRL-11 IS TO CONTAIN:
LINE 1 - PART NUMBER "6QDPS-XXX-XX.X-XXX-XXX-X-X"
LINE 2 - SHOP NUMBER "XXXXXX"
LINE 3 - DATE CODE "XXXXX"
 - PACKAGE ASSEMBLIES IN STATIC DISSIPATION BAGS.
 - THESE TERMINALS ARE NOT CONSIDERED IN THE NUMBER OF POSITIONS IN THE CALLOUT BECAUSE THEY ARE GROUNDED.
 - PARTS TO BE PROCESSED PER SAMTEC ACCEPTABILITY REQUIREMENTS: HDR-PI-01 "CABLE WORKMANSHIP STANDARDS".
 - CABLE LENGTHS LONGER THAN 40.00 INCHES ARE NOT SUPPORTED BY S.I. TEST DATA.
 - WIRING OPTION -5 THROUGH -8 USE 30100CU.
 - REFER TO PREP-SPEC DOCUMENT FOR CABLE PREP DIMENSIONS, ASSEMBLY USES STANDARD PCB PREP.
 - FOR CABLE LENGTHS LESS THAN 5 INCHES, CABLE LENGTH AND OVERALL LENGTH TOLERANCE IS ±0.05 INCHES. FOR CABLE LENGTHS GREATER THAN 5 INCHES, USE ±1% FOR BOTH.

-TR



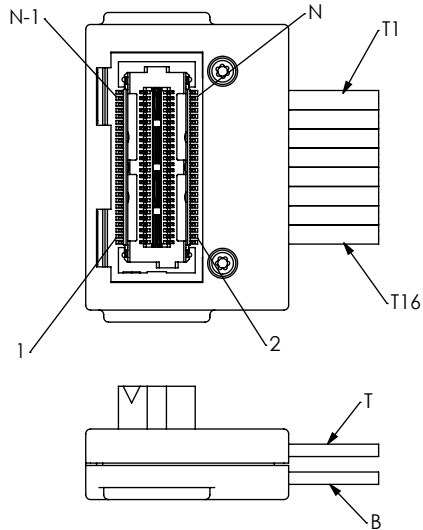
WIRING OPTION	FIRST END PIN #	SECOND END PIN #	WIRE NUMBER
1	1	1	B1
2	1	2	B1
3	1	N-1	B1
4	1	N	B1

-TTL



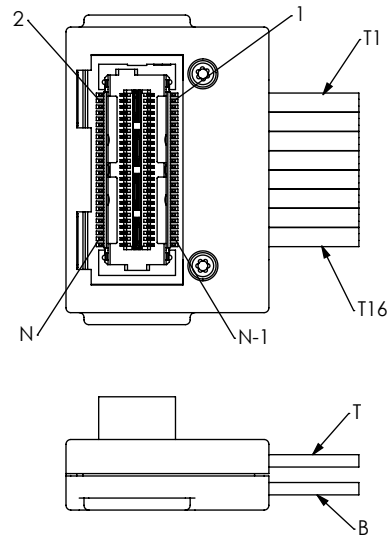
WIRING OPTION	FIRST END PIN #	SECOND END PIN #	WIRE NUMBER
1	1	1	T20
2	1	2	T20
3	1	N-1	T20
4	1	N	T20

-STR

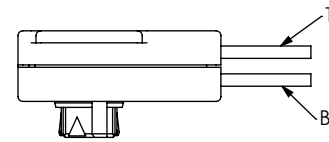


WIRING OPTION	FIRST END PIN #	SECOND END PIN #	WIRE NUMBER
1	1	1	B20
2	1	2	B20
3	1	N-1	B20
4	1	N	B20

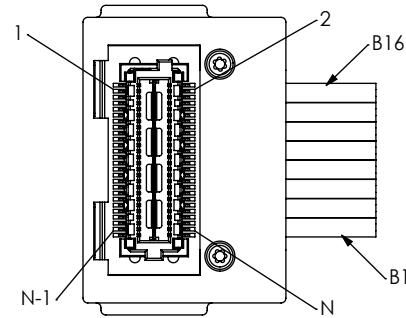
-STL



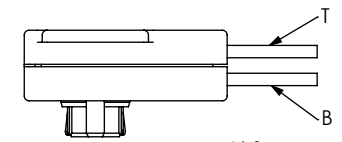
WIRING OPTION	FIRST END PIN #	SECOND END PIN #	WIRE NUMBER
1	1	1	T1
2	1	2	T1
3	1	N-1	T1
4	1	N	T1



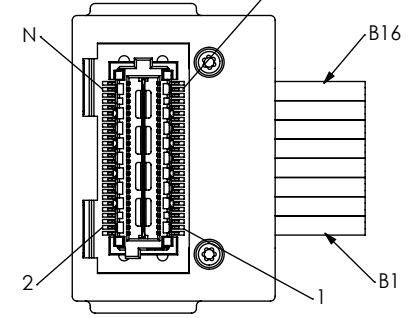
-TBR



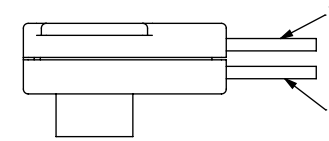
WIRING OPTION	FIRST END PIN #	SECOND END PIN #	WIRE NUMBER
1	1	1	T20
2	1	2	T20
3	1	N-1	T20
4	1	N	T20



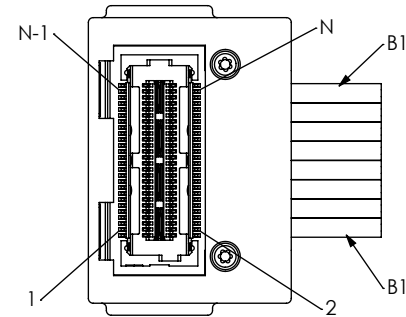
-TBL



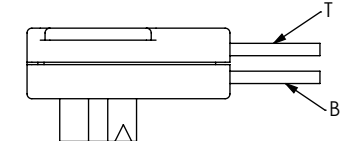
WIRING OPTION	FIRST END PIN #	SECOND END PIN #	WIRE NUMBER
1	1	1	B1
2	1	2	B1
3	1	N-1	B1
4	1	N	B1



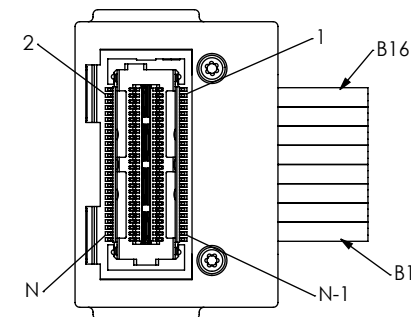
-SBR



WIRING OPTION	FIRST END PIN #	SECOND END PIN #	WIRE NUMBER
1	1	1	T1
2	1	2	T1
3	1	N-1	T1
4	1	N	T1



-SBL



WIRING OPTION	FIRST END PIN #	SECOND END PIN #	WIRE NUMBER
1	1	1	B20
2	1	2	B20
3	1	N-1	B20
4	1	N	B20

PROPRIETARY NOTE

THIS DOCUMENT CONTAINS CONFIDENTIAL AND PROPRIETARY INFORMATION AND ALL DESIGN, MANUFACTURING, REPRODUCTION, USE, PATENT RIGHTS AND SALES RIGHTS ARE EXPRESSLY RESERVED BY SAMTEC, INC. THIS DOCUMENT SHALL NOT BE DISCLOSED, IN WHOLE OR PART, TO ANY UNAUTHORIZED PERSON OR ENTITY NOR REPRODUCED, TRANSFERRED OR INCORPORATED IN ANY OTHER PROJECT IN ANY MANNER WITHOUT THE EXPRESS WRITTEN CONSENT OF SAMTEC, INC.

DO NOT SCALE DRAWING

SHEET SCALE: 1:25:1

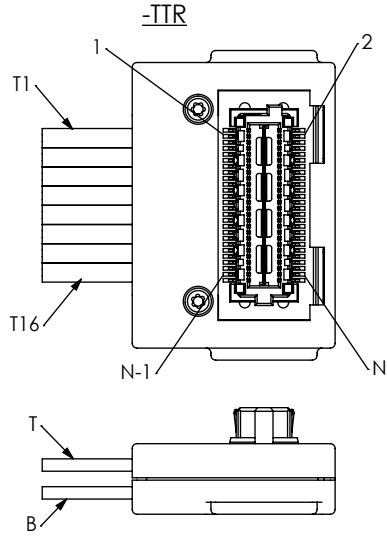


520 PARK EAST BLVD. NEW ALBANY, IN 47150
 PHONE: 812-944-6733 FAX: 812-948-5047
 e-Mail: info@SAMTEC.com code: 55322

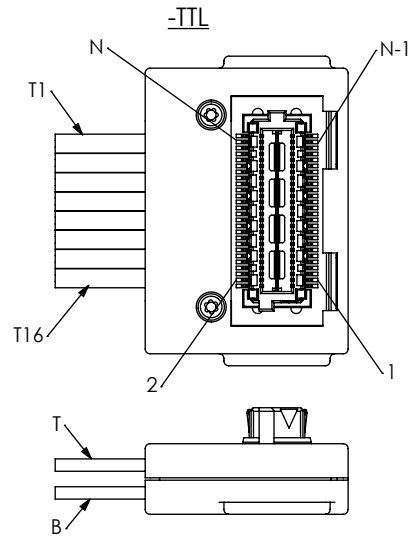
DESCRIPTION:
 .635mm HIGH-SPEED TWIN-AX CABLE ASSEMBLY

DWG. NO.
 6QDPS-XXX-XX.X-XXX-XXX-X-X

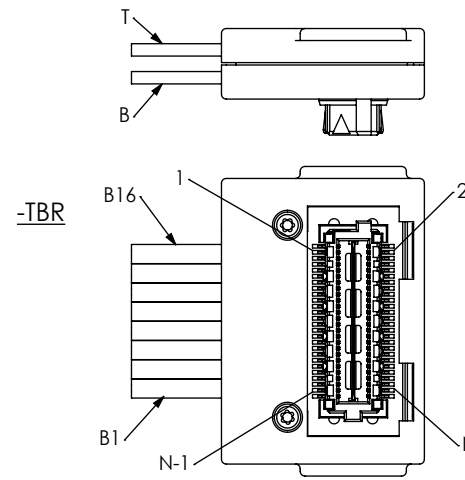
BY: BRATCHER 11/10/03 SHEET 2 OF 6



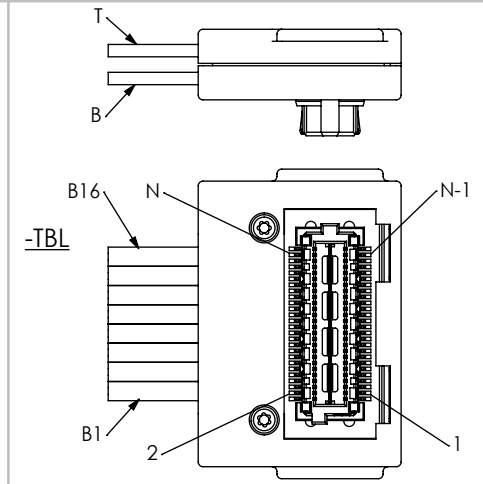
WIRING OPTION	FIRST END PIN #	SECOND END PIN #
1	1	1
2	1	2
3	1	N-1
4	1	N



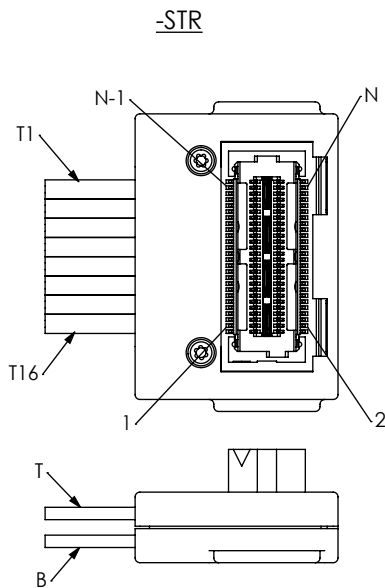
WIRING OPTION	FIRST END PIN #	SECOND END PIN #
1	1	1
2	1	2
3	1	N-1
4	1	N



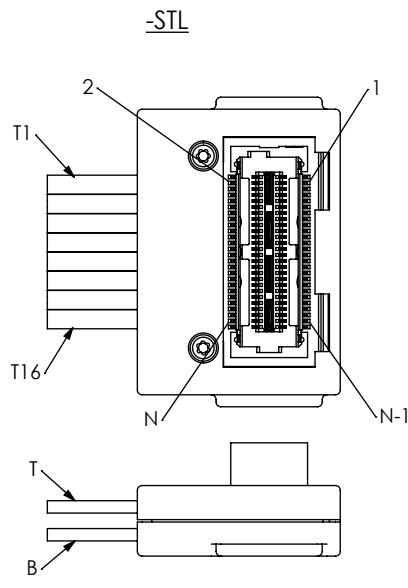
WIRING OPTION	FIRST END PIN #	SECOND END PIN #
1	1	1
2	1	2
3	1	N-1
4	1	N



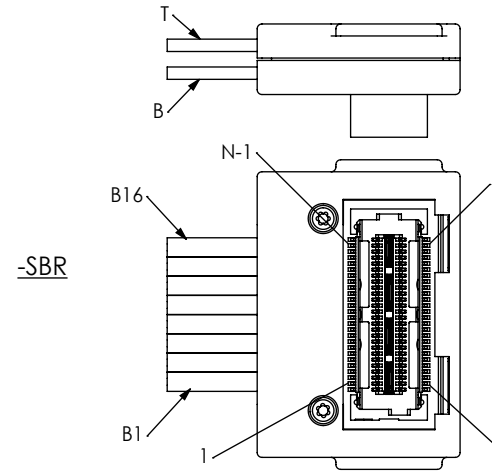
WIRING OPTION	FIRST END PIN #	SECOND END PIN #
1	1	1
2	1	2
3	1	N-1
4	1	N



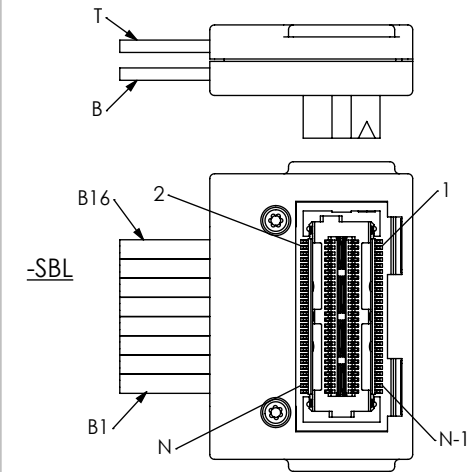
WIRING OPTION	FIRST END PIN #	SECOND END PIN #
1	1	1
2	1	2
3	1	N-1
4	1	N



WIRING OPTION	FIRST END PIN #	SECOND END PIN #
1	1	1
2	1	2
3	1	N-1
4	1	N



WIRING OPTION	FIRST END PIN #	SECOND END PIN #
1	1	1
2	1	2
3	1	N-1
4	1	N



WIRING OPTION	FIRST END PIN #	SECOND END PIN #
1	1	1
2	1	2
3	1	N-1
4	1	N

PROPRIETARY NOTE

THIS DOCUMENT CONTAINS CONFIDENTIAL AND PROPRIETARY INFORMATION AND ALL DESIGN, MANUFACTURING, REPRODUCTION, USE, PATENT RIGHTS AND SALES RIGHTS ARE EXPRESSLY RESERVED BY SAMTEC, INC. THIS DOCUMENT SHALL NOT BE DISCLOSED, IN WHOLE OR PART, TO ANY UNAUTHORIZED PERSON OR ENTITY NOR REPRODUCED, TRANSFERRED OR INCORPORATED IN ANY OTHER PROJECT IN ANY MANNER WITHOUT THE EXPRESS WRITTEN CONSENT OF SAMTEC, INC.

DO NOT SCALE DRAWING

SHEET SCALE: 1:25:1



520 PARK EAST BLVD, NEW ALBANY, IN 47150
 PHONE: 812-944-6733 FAX: 812-948-5047
 e-Mail: info@SAMTEC.com code: 55322

DESCRIPTION:
 .635mm HIGH-SPEED TWIN-AX CABLE ASSEMBLY

DWG. NO.
 6QDPS-XXX-XX.X-XXX-XXX-X-X

BY: BRATCHER 11/10/03 SHEET 3 OF 6

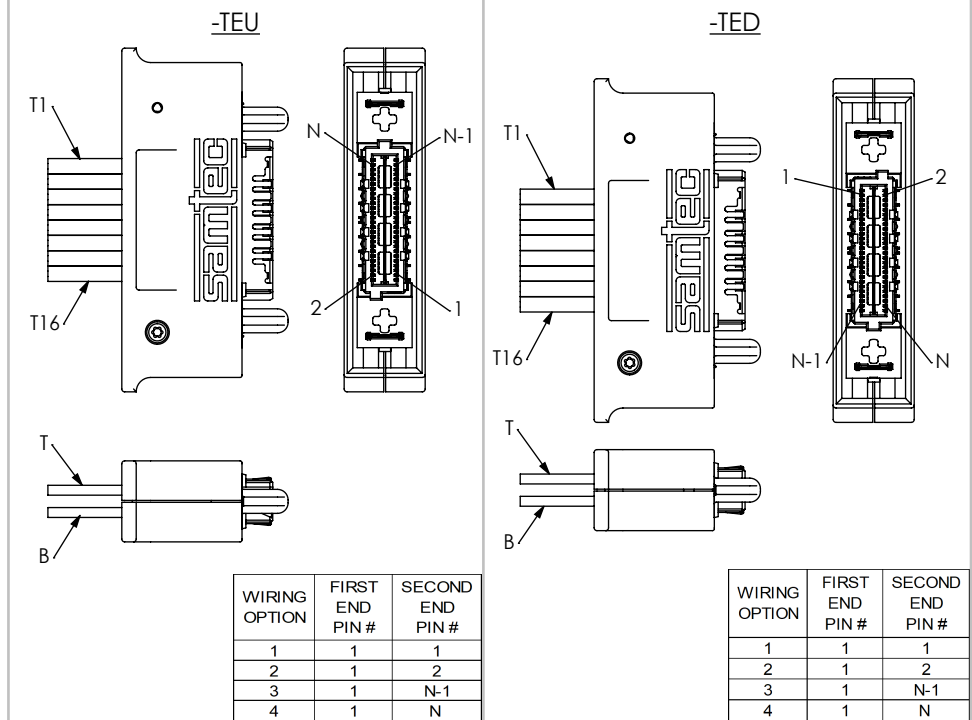
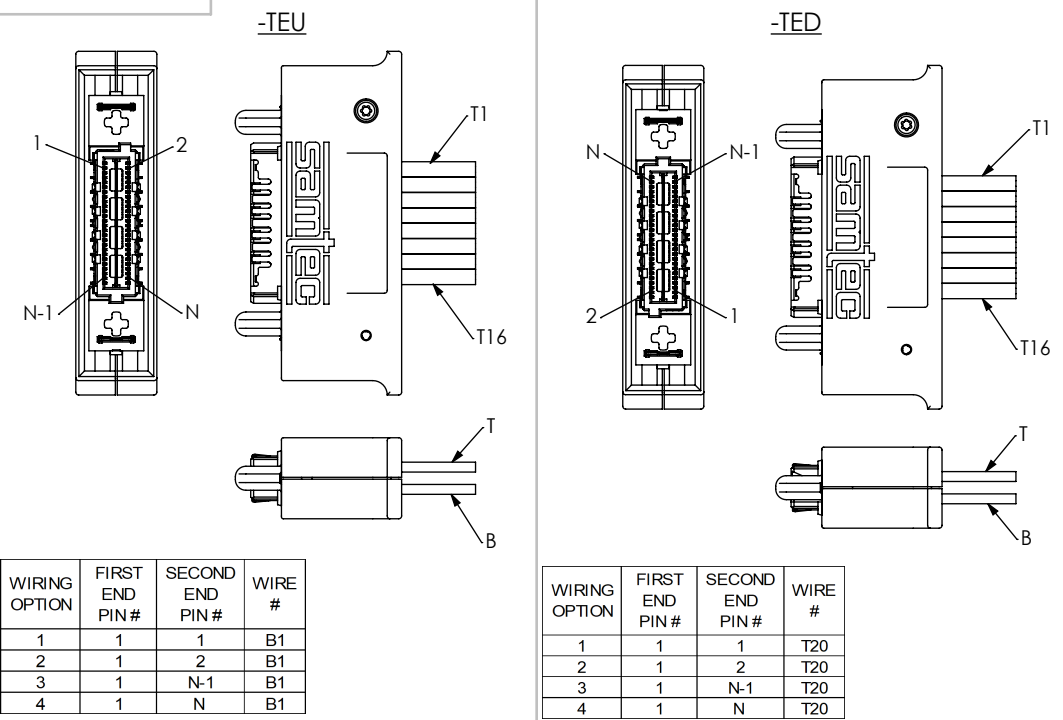
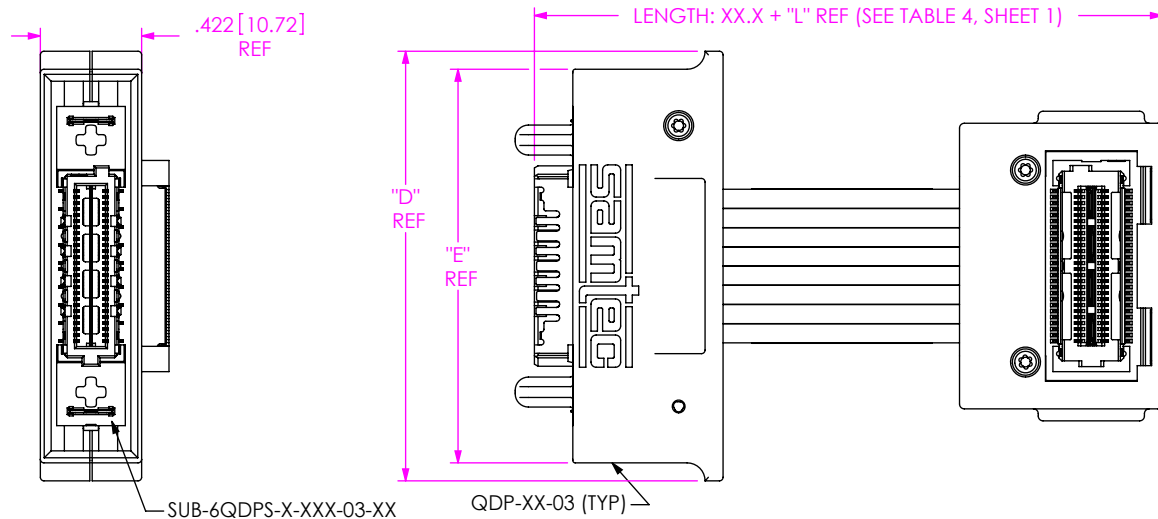


FIG 2
EDGE MOUNT (NO CAPTIVE PANEL SCREWS)
(6QDPS-016-XX.X-TEU-STL-X SHOWN)
(SAME AS FIG 1, UNLESS OTHERWISE STATED)

TABLE 5				
No. OF POSITIONS	"D"	"E"	QDP-XX-03	SUB-6QDPS-X-XXX-03-XX
-016	1.790 [45.47]	1.640 [41.66]	QDP-01-03	SUB-6QDPS-X-016-03-XX
-032	2.630 [66.80]	2.480 [62.99]	QDP-02-03	SUB-6QDPS-X-032-03-XX
-048	3.470 [88.14]	3.320 [84.33]	QDP-03-03	SUB-6QDPS-X-048-03-XX
-064	4.310 [109.47]	4.160 [105.66]	QDP-04-03	SUB-6QDPS-X-064-03-XX



PROPRIETARY NOTE
THIS DOCUMENT CONTAINS CONFIDENTIAL AND PROPRIETARY INFORMATION AND ALL DESIGN, MANUFACTURING, REPRODUCTION, USE, PATENT RIGHTS AND SALES RIGHTS ARE EXPRESSLY RESERVED BY SAMTEC, INC. THIS DOCUMENT SHALL NOT BE DISCLOSED, IN WHOLE OR PART, TO ANY UNAUTHORIZED PERSON OR ENTITY NOR REPRODUCED, TRANSFERRED OR INCORPORATED IN ANY OTHER PROJECT IN ANY MANNER WITHOUT THE EXPRESS WRITTEN CONSENT OF SAMTEC, INC.

DO NOT SCALE DRAWING

SHEET SCALE: 1:1



520 PARK EAST BLVD, NEW ALBANY, IN 47150
PHONE: 812-944-6733 FAX: 812-948-5047
e-Mail: info@SAMTEC.com code: 55322

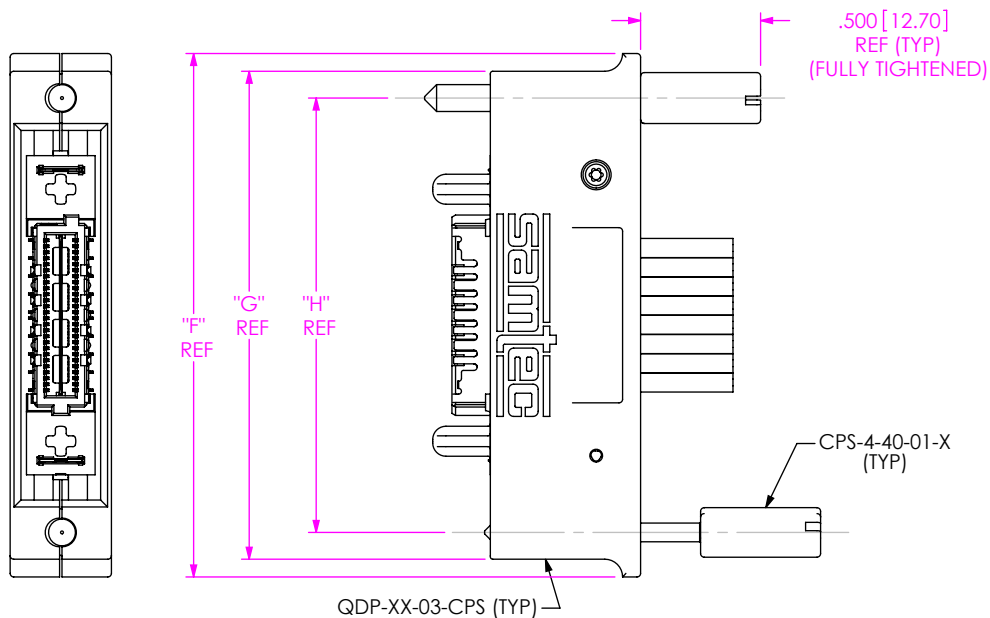
DESCRIPTION:
.635mm HIGH-SPEED TWIN-AX CABLE ASSEMBLY

DWG. NO.
6QDPS-XXX-XX.X-XXX-XXX-X-X

BY: BRATCHER 11/10/03 SHEET 4 OF 6

FIG 3

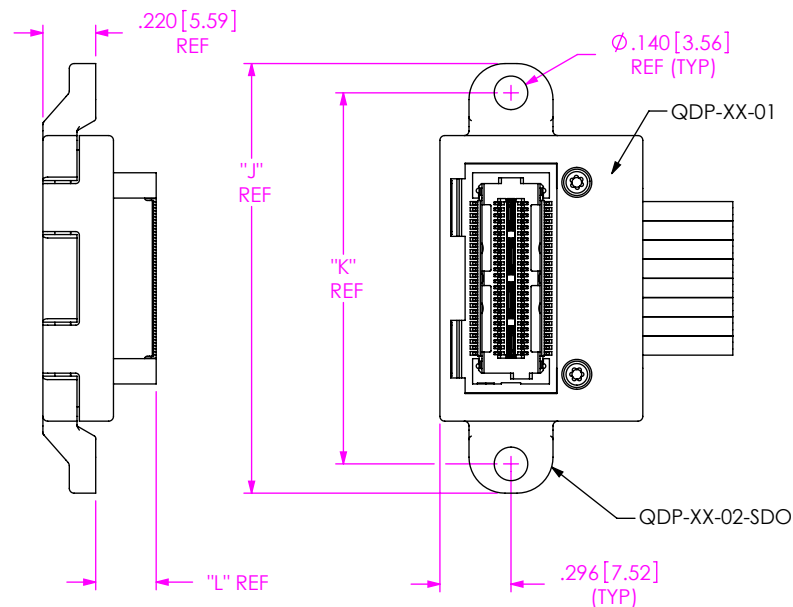
EDGE MOUNT (WITH CAPTIVE PANEL SCREWS)
(6QDPS-016-XX.X-TEU-XXX-5-F SHOWN)
(SAME AS FIG 2, UNLESS OTHERWISE STATED)



No. OF POSITIONS	"F"	"G"	"H"	QDP-XX-03-CPS
-016	2.181 [55.40]	2.033 [51.64]	1.810 [45.97]	QDP-01-03-CPS
-032	3.021 [76.73]	2.873 [72.97]	2.650 [67.31]	QDP-02-03-CPS
-048	3.861 [98.07]	3.713 [94.31]	3.490 [88.64]	QDP-03-03-CPS
-064	4.701 [119.41]	4.553 [115.65]	4.330 [109.98]	QDP-04-03-CPS

FIG 4

DOUBLE VERTICAL (WITH SCREW DOWN OPTION)
(6QDPS-016-XX.X-STR-XXX-5-F SHOWN)
(SAME AS FIG 1, UNLESS OTHERWISE STATED)

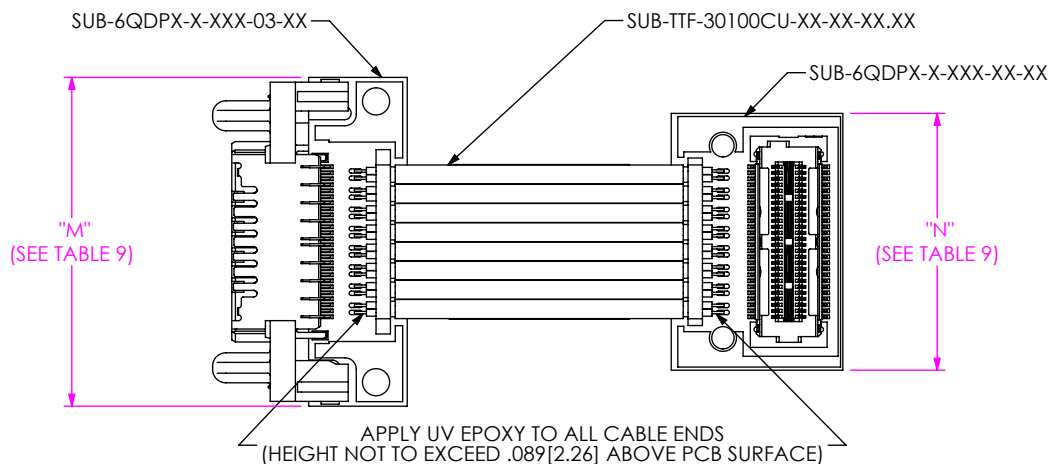


No. OF POSITIONS	"J"	"K"	QDP-XX-02-SDO
-016	1.790 [45.47]	1.546 [39.27]	QDP-01-02-SDO
-032	2.630 [66.80]	2.386 [60.60]	QDP-02-02-SDO
-048	3.470 [88.14]	3.226 [81.94]	QDP-03-02-SDO
-064	4.310 [109.47]	4.066 [103.28]	QDP-04-02-SDO

END	"L"
-TXX	0.224 [5.69]
-SXX	0.252 [6.40]

FIG 5

(6QDPS-016-XX.X-TEU-STL-N SHOWN)
(SAME AS FIG 1, UNLESS OTHERWISE STATED)



No. OF POSITIONS	"M"	"N"
-16	1.370 [34.80]	1.070 [27.18]
-32	2.210 [56.13]	1.910 [48.51]
-48	3.050 [77.47]	2.750 [69.85]
-64	3.890 [98.81]	3.590 [91.19]

PROPRIETARY NOTE

THIS DOCUMENT CONTAINS CONFIDENTIAL AND PROPRIETARY INFORMATION AND ALL DESIGN, MANUFACTURING, REPRODUCTION, USE, PATENT RIGHTS AND SALES RIGHTS ARE EXPRESSLY RESERVED BY SAMTEC, INC. THIS DOCUMENT SHALL NOT BE DISCLOSED, IN WHOLE OR PART, TO ANY UNAUTHORIZED PERSON OR ENTITY NOR REPRODUCED, TRANSFERRED OR INCORPORATED IN ANY OTHER PROJECT IN ANY MANNER WITHOUT THE EXPRESS WRITTEN CONSENT OF SAMTEC, INC.

DO NOT SCALE DRAWING

SHEET SCALE: 1:25:1



520 PARK EAST BLVD. NEW ALBANY, IN 47150
PHONE: 812-944-6733 FAX: 812-948-5047
e-Mail: info@SAMTEC.com code: 55322

DESCRIPTION:
.635mm HIGH-SPEED TWIN-AX CABLE ASSEMBLY

DWG. NO.
6QDPS-XXX-XX.X-XXX-XXX-X-X

BY: BRATCHER 11/10/03 SHEET 5 OF 6

