

DESCRIPTION: 21WA4 // M // COAXIAL // SIGNAL // CBL MNT

SPECIFICATIONS:

ELECTRICAL:

INSULATOR RESISTANCE: 5 GOHMS Min.
 WORKING VOLTAGE: 250V
 OPERATING TEMPERATURE: -55° C ~ +125° C
 SIGNAL CONTACT RESISTANCE: 10 MillioHMS Max.
 SIGNAL CURRENT RATING: 5 AMPS
 COAXIAL CONTACT RESISTANCE: 2.7 MillioHMS Max.
 COAXIAL PIN: SEE PART NUMBER KEY

MECHANICAL:


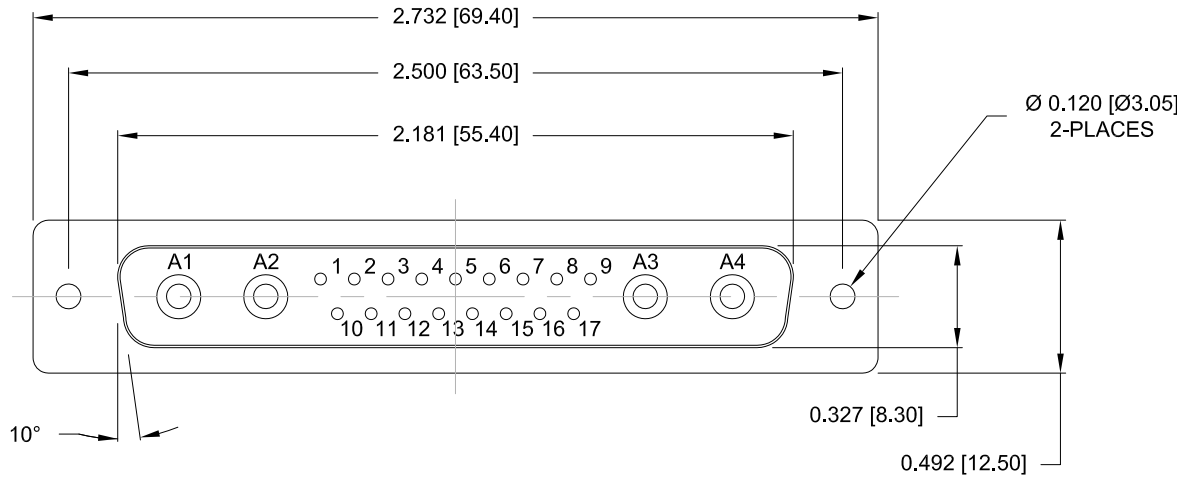
CONTACT INSERTION FORCE: 4.5 Kg Max.
 CONTACT SEPARATOR FORCE: 0.3Kg Min.

MATERIALS:

CONTACTS: COPPER ALLOY
 INSULATOR: PBT UL94V-0 RATED,
 230°C PROCESS TEMP.
 SHELL: STEEL

FINISH:

SHELL: NICKEL
 CONTACTS: FULL GOLD FLASH



682M21WA4PLYYY

0 = 50 OHM
 (CONTACT NORCOMP) 7 = 75 OHM

- 1 = Gold Flash
- 0 = NO HARDWARE
- 1 = 0.098" CN PCB SIDE
- 2 = 0.236" CN PCB SIDE
- 3 = 0.236" CN MATING SIDE

RoHS COMPLIANT

UNITS = INCHES [MM] DO NOT SCALE FROM DRAWING



THESE DRAWINGS AND SPECIFICATIONS ARE THE PROPERTY OF NorComp AND SHALL NOT BE REPRODUCED, COPIED OR USED AS THE BASIS FOR THE MANUFACTURE OR SALE OF APPARATUS WITHOUT WRITTEN PERMISSION.

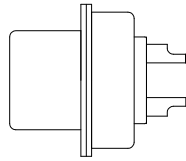
DRAWN: M. SIGMON
 DATE: 02/23/2015

NorComp

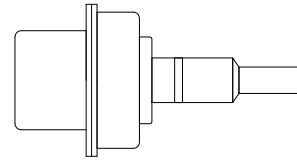
SCALE: NTS	SHEET 1	OF 3	REV 1
DWG NO:		682M21WA4PL001	

NOTE:

- COAXIAL CONTACTS SUPPLIED - NOT PRE-LOADED
- PLEASE SEE NORCOMP 682M SERIES WEBSITE PRODUCT PAGE FOR ASSEMBLY INSTRUCTION PDF AND INDIVIDUAL CONTACT DRAWING PDFS



SIGNAL CONTACTS
ACCEPTS UP TO 20 AWG WIRE



50 OHM COAXIAL CONTACT*
ACCEPTS 50 OHM COAX, RG316/RG174
*75 OHM (CONTACT NORCOMP)

RoHS COMPLIANT

UNITS = INCHES [MM] **DO NOT SCALE FROM DRAWING**



THESE DRAWINGS AND SPECIFICATIONS ARE THE PROPERTY OF NorComp AND SHALL NOT BE REPRODUCED, COPIED OR USED AS THE BASIS FOR THE MANUFACTURE OR SALE OF APPARATUS WITHOUT WRITTEN PERMISSION.

DRAWN:
M. SIGMON

DATE:
02/23/2015

NorComp

SCALE:
NTS

SHEET OF
2 3

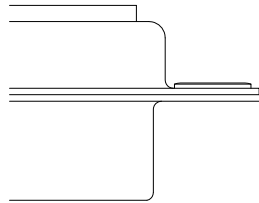
REV
1

DWG NO: **682M21WA4PL001**

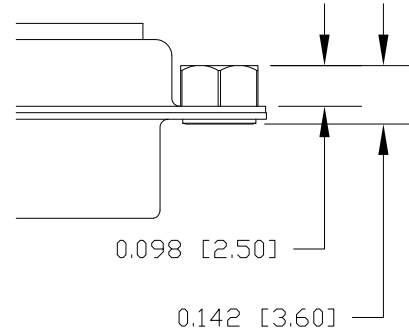
TOLERANCE:
ALL DIMENSIONS ARE ±0.010

ALL CLINCH-NUTS ARE 4-40 INTERNAL THREADS

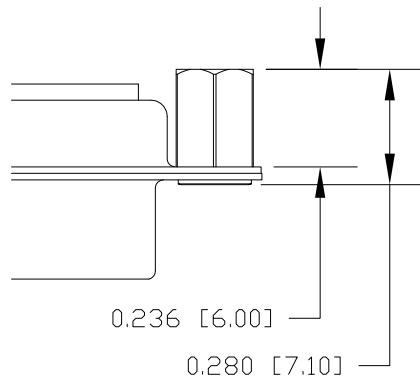
0 NO HARDWARE



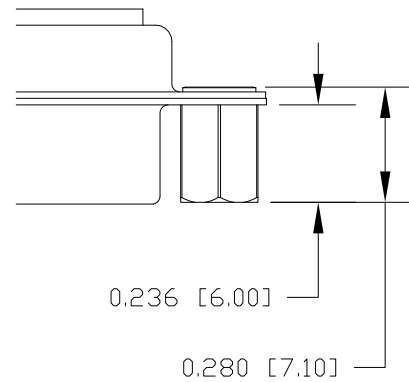
1 0.098" PCB SIDE



2 0.236" PCB SIDE



3 0.236" MATING SIDE



RoHS COMPLIANT

UNITS = INCHES [MM] **DO NOT SCALE FROM DRAWING**



THESE DRAWINGS AND SPECIFICATIONS ARE THE PROPERTY OF NorComp AND SHALL NOT BE REPRODUCED, COPIED OR USED AS THE BASIS FOR THE MANUFACTURE OR SALE OF APPARATUS WITHOUT WRITTEN PERMISSION.

DRAWN:
M. SIGMON

DATE:
02/23/2015

NorComp

SCALE:
NTS

SHEET OF
3 3

REV
1

DWG NO:

682M21WA4PL001