







FUSELESS MOTOR STARTER REVERSING OPERATION 600V AC SZ
S00 0.18-0.25A 220/240V AC 50/60HZ SCREW CONNECTION FOR
SNAPPING ONTO 60 MM BUSBAR SYSTEMS TYPE OF
COORDINATION 2 IQ = 150 KA ALSO FULFILLS TYPE OF
COORDINATION 1 1NC (PER CONTACTOR)

| | |
|---|--|
| product brand name | SIRIUS |
| product designation | non-fused motor starter 3RA2 |
| design of the product | reversing starter |
| manufacturer's article number | |
| <ul style="list-style-type: none"> • of the supplied contactor • of the supplied circuit-breakers • of the supplied RS assembly kit • of the supplied busbar adapter • of the supplied link module | 3RT2015-1AP62 3RV2011-0CA10 3RA2913-1DB1 8US1251-5DS10 3RA1921-1DA00 |
| General technical data | |
| size of the circuit-breaker | S00 |
| size of load feeder | S00 |
| product extension auxiliary switch | Yes |
| insulation voltage with degree of pollution 3 at AC rated value | 690 V |
| degree of pollution | 3 |
| surge voltage resistance rated value | 6 kV |
| shock resistance according to IEC 60068-2-27 | 6g / 11 ms |
| mechanical service life (switching cycles) of contactor typical | 30 000 000 |
| type of assignment | 2 |
| Substance Prohibitance (Date) | 03/01/2017 |
| Ambient conditions | |
| ambient temperature | |
| <ul style="list-style-type: none"> • during operation • during storage • during transport | -20 ... +60 °C -50 ... +80 °C -55 ... +80 °C |
| Main circuit | |
| number of poles for main current circuit | 3 |
| design of the switching contact | electromechanical |
| adjustable current response value current of the current-dependent overload release | 0.18 ... 0.25 A |
| operating voltage | |
| <ul style="list-style-type: none"> • rated value • at AC-3 rated value maximum | 690 V 690 V |
| operating frequency rated value | 50 ... 60 Hz |
| operational current at AC-3 at 400 V rated value | 0.2 A |
| operating power at AC-3 | |
| <ul style="list-style-type: none"> • at 400 V rated value • at 500 V rated value | 60 W 90 W |

| | | |
|--|--|-----------------------|
| • at 690 V rated value | 120 W | |
| Control circuit/ Control | | |
| control supply voltage at AC | | |
| • at 50 Hz rated value | 220 V | |
| • at 50 Hz rated value | 187 ... 242 V | |
| • at 60 Hz rated value | 240 V | |
| • at 60 Hz rated value | 192 ... 264 V | |
| apparent holding power of magnet coil at AC | 4.8 VA | |
| inductive power factor with the holding power of the coil | 0.25 | |
| Auxiliary circuit | | |
| number of NC contacts for auxiliary contacts | 1 | |
| number of NO contacts for auxiliary contacts | 0 | |
| Protective and monitoring functions | | |
| trip class | CLASS 10 | |
| design of the overload release | thermal (bimetallic) | |
| response value current of instantaneous short-circuit trip unit | 3.25 A | |
| Short-circuit protection | | |
| product function short circuit protection | Yes | |
| design of the short-circuit trip | magnetic | |
| conditional short-circuit current (I_q) | | |
| • at 690 V according to IEC 60947-4-1 rated value | 100 000 A | |
| • at 400 V according to IEC 60947-4-1 rated value | 153 000 A | |
| • at 500 V according to IEC 60947-4-1 rated value | 100 000 A | |
| Installation/ mounting/ dimensions | | |
| mounting position | vertical | |
| fastening method | for snapping onto 60 mm busbar systems | |
| height | 200 mm | |
| width | 90 mm | |
| depth | 155.1 mm | |
| required spacing | | |
| • for grounded parts | | |
| — forwards | 0 mm | |
| — backwards | 0 mm | |
| — upwards | 20 mm | |
| — at the side | 9 mm | |
| — downwards | 10 mm | |
| • for live parts | | |
| — forwards | 0 mm | |
| — backwards | 0 mm | |
| — upwards | 20 mm | |
| — downwards | 10 mm | |
| — at the side | 9 mm | |
| Connections/ Terminals | | |
| type of electrical connection for main current circuit | screw-type terminals | |
| type of connectable conductor cross-sections | | |
| • for main contacts stranded | 0.5 ... 4 mm ² , 2x (0.75 ... 2.5 mm ²) | |
| • at AWG cables for main contacts | 2x (20 ... 16), only for contactor 2x (18 ... 14), 2x 12 | |
| connectable conductor cross-section for main contacts finely stranded with core end processing | 0.5 ... 2.5 mm ² | |
| Safety related data | | |
| B10 value with high demand rate according to SN 31920 | 1 000 000 | |
| proportion of dangerous failures with high demand rate according to SN 31920 | 73 % | |
| protection class IP on the front according to IEC 60529 | IP20 | |
| touch protection on the front according to IEC 60529 | finger-safe, for vertical contact from the front | |
| Certificates/ approvals | | |
| General Product Approval | For use in hazard- | Declaration of |

| | | | | | |
|---|------------------------------|---|---|---|---|
| | | | ous locations | Conformity | |
|  | Confirmation |  |  |  |  |

| | | | | | |
|---|--|--|---|---|---|
| Declaration of Conformity | Test Certificates | Marine / Shipping | | | |
|  | Type Test Certificates/Test Report | Special Test Certificate |  |  |  |

| | | | | |
|---|---|---|---|--|
| Marine / Shipping | other | | | Railway |
|  |  |  |  | Confirmation Vibration and Shock |

Further information

Information- and Downloadcenter (Catalogs, Brochures,...)

<https://www.siemens.com/ic10>

Industry Mall (Online ordering system)

<https://mall.industry.siemens.com/mall/en/en/Catalog/product?mlfb=3RA2210-0CD15-2AP6>

Cax online generator

<http://support.automation.siemens.com/WW/CAXorder/default.aspx?lang=en&mlfb=3RA2210-0CD15-2AP6>

Service&Support (Manuals, Certificates, Characteristics, FAQs,...)

<https://support.industry.siemens.com/cs/ww/en/ps/3RA2210-0CD15-2AP6>

Image database (product images, 2D dimension drawings, 3D models, device circuit diagrams, EPLAN macros, ...)

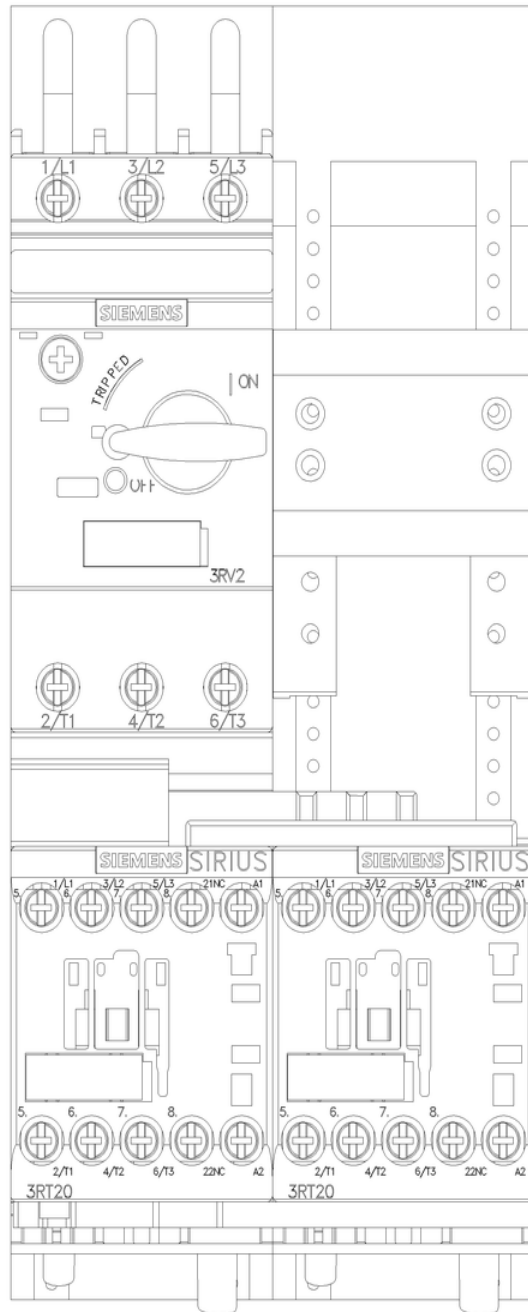
http://www.automation.siemens.com/bilddb/cax_de.aspx?mlfb=3RA2210-0CD15-2AP6&lang=en

Characteristic: Tripping characteristics, I^t, Let-through current

<https://support.industry.siemens.com/cs/ww/en/ps/3RA2210-0CD15-2AP6/char>

Further characteristics (e.g. electrical endurance, switching frequency)

<http://www.automation.siemens.com/bilddb/index.aspx?view=Search&mlfb=3RA2210-0CD15-2AP6&objecttype=14&gridview=view1>



last modified:

12/15/2020 