



PUK Dual Band Antenna

Features

- Omni directional Antenna
- Low Profile Package
- Rugged Screw Fix Mount
- Waterproof to IP67
- +2dBi Gain
- 50Ω Impedance
- 1.5metres RG174 Cable
- SMA Male Connector
- M14 Screw Fix connector
- ABS / Rubber Housing
- Operates from -40 to 70°C



Applications

- General Low Power Radio
- M2M Applications
- Telemetry

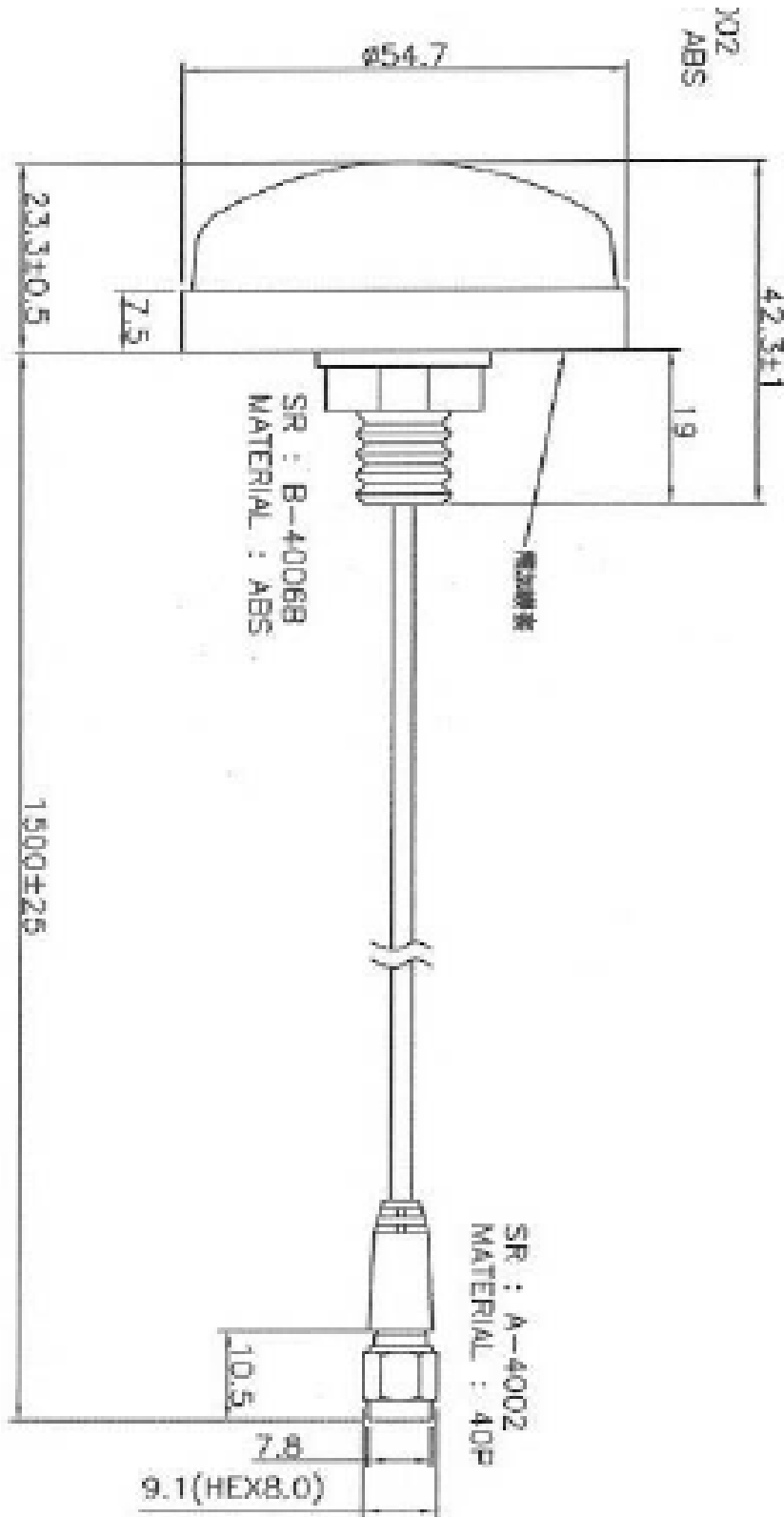
Description

A Rugged antenna for demanding applications. This antenna provides operation at both 433 and 868MHz with 2dBi gain. Housed in a rugged low profile ABS, this antenna is compact and resistant to Vandalism.

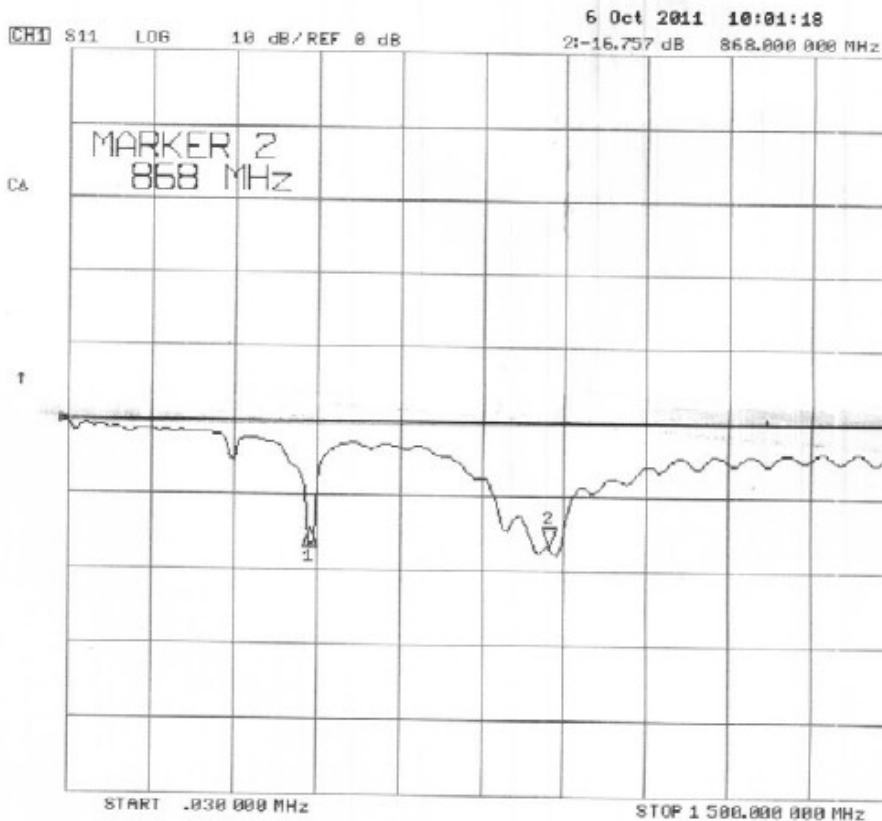
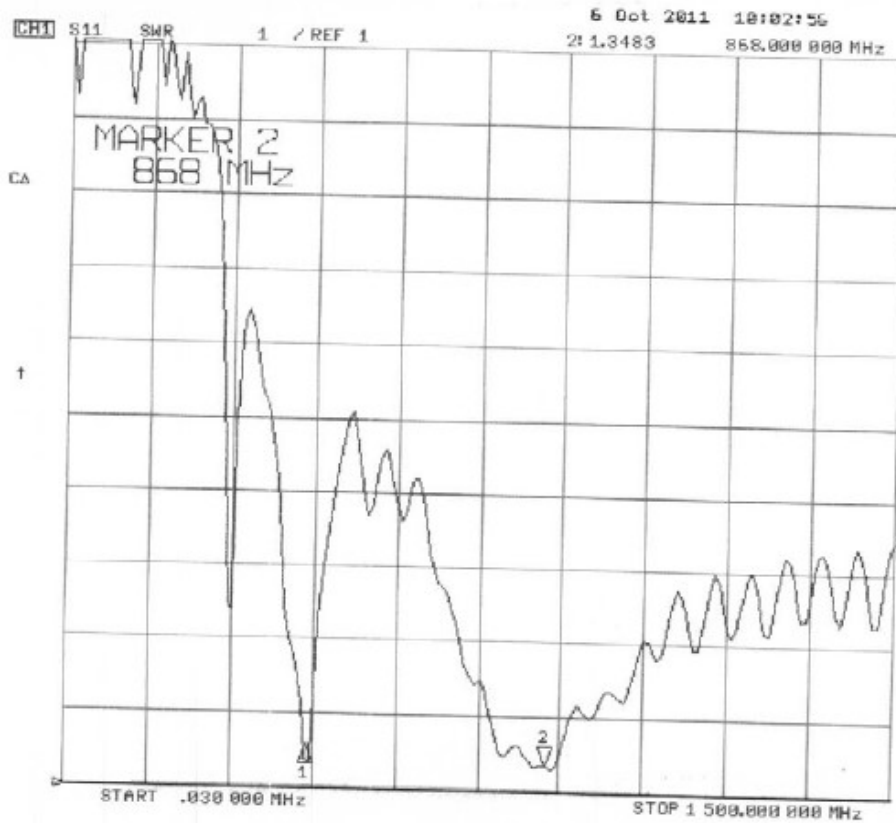
Ordering Information

PART Number	Description
ANT-PUKDB	Miniature Puck Antenna

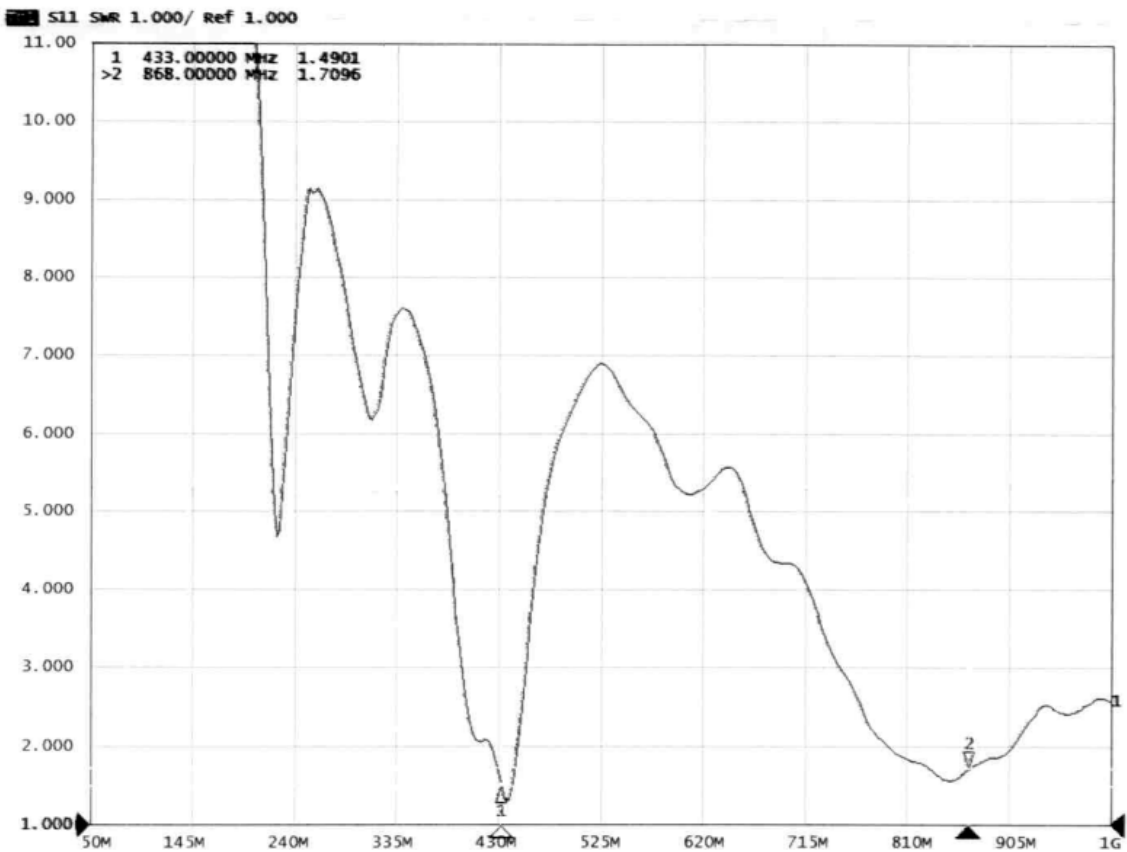
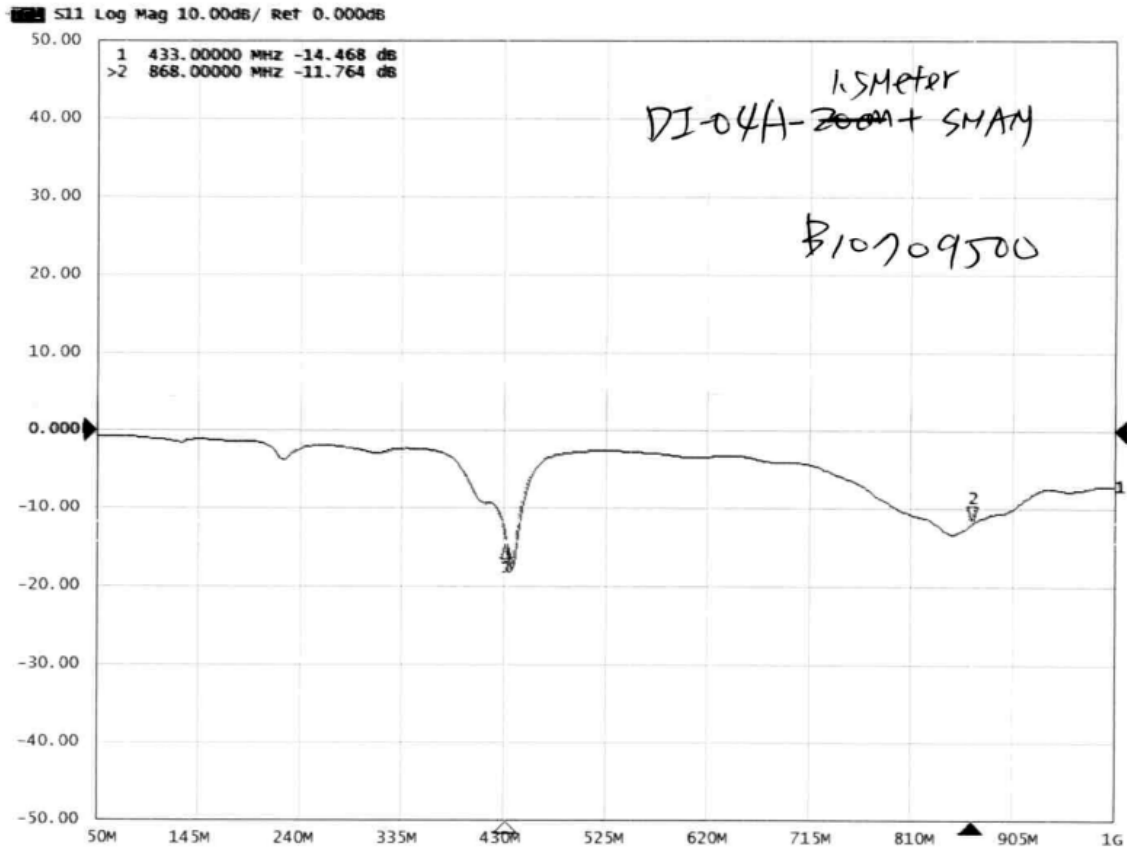
Mechanical Detail



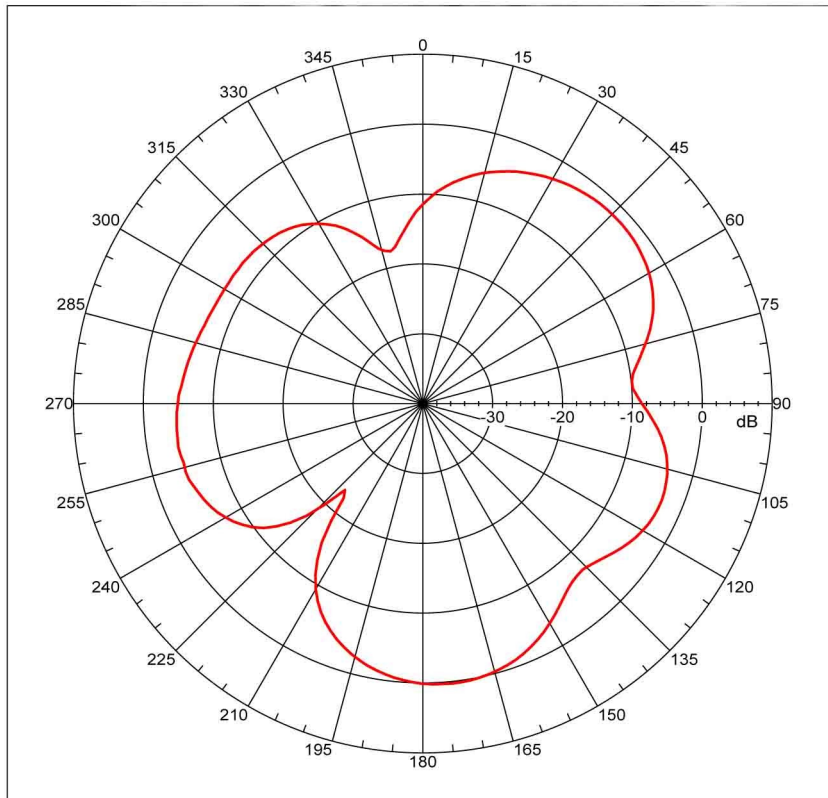
Performance Data — VSWR



Performance Data — VSWR



Radiation Pattern 868MHz E01



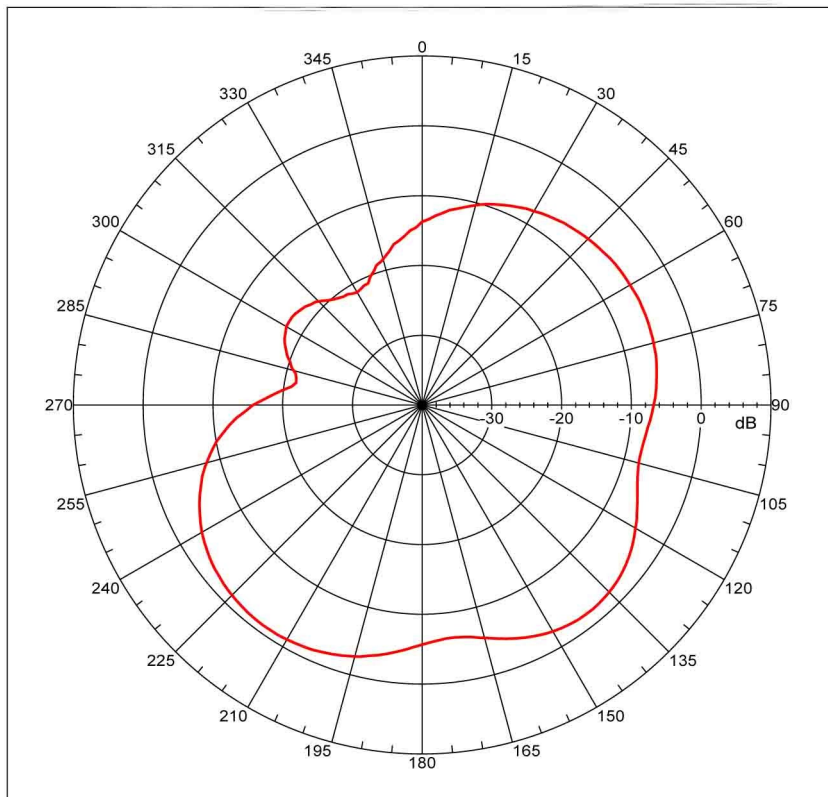
Far-field amplitude, Eprincipal: Linear, Tau = 0.000 deg
 Gain = 0.26754 dBi
 Max far-field (global) = -40.51956 dB, Max far-field (plot) = -40.51961 dB
 Normalization: Reference, Network offset = 0.000 dB
 Hpeak at: 174.000 deg, Vpeak at: 0.000 deg
 Plot centering: On

NSI2000 V4.0.124, Filename:C:\Documents and Settings\NSI\Desktop\20
 Measurement date/time: 5/27/2014 11:21:26 AM, Filetype: NSI-97
 Far-field Cut Analysis:
 Avg value: -5.441 dB
 -3. dB beam width: Not Found
 -6. dB beam width: Not Found
 -10. dB beam width: Not Found
 Left Sidelobe: -3.37 dB at 113.631 deg
 Right Sidelobe: Not Found
 Far-field display setup
 Azimuth (deg)
 Span = 360.00001 deg, Center = 0.000 deg, #pts = 181
 Start = -180.00001 deg, Stop = 180.00001 deg, Delta = 2.000 deg
 Elevation (deg)
 Center = 0.000 deg, #pts = 1

Selected beam(s) 1 of 1
 Beam Frequency Azimuth Elevation Pol

 1 0.868 GHz Azimuth Elevation Single-pol

Radiation Pattern 868MHz H01



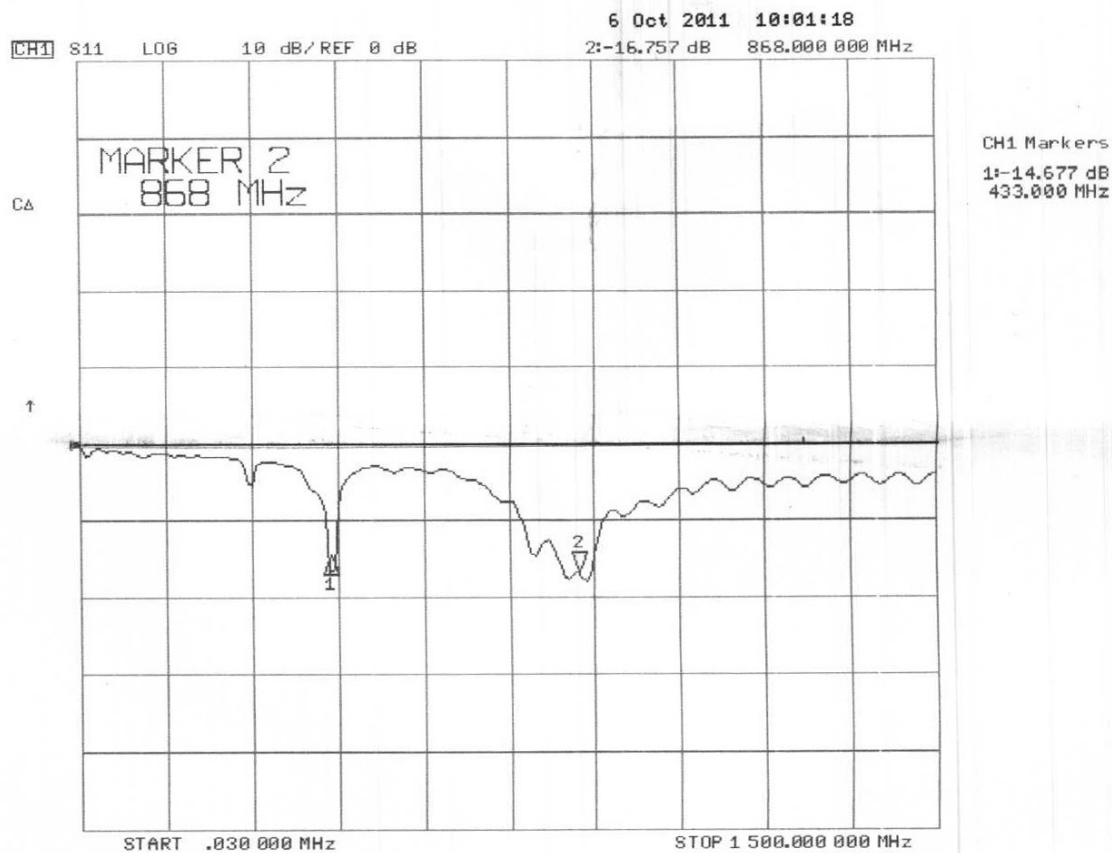
Far-field amplitude, Eprincipal: Linear, Tau = 0.000 deg
 Gain = -1.07087 dBi
 Max far-field (global) = -41.85797 dB, Max far-field (plot) = -41.858 dB
 Normalization: Reference, Network offset = 0.000 dB
 Hpeak at: -144.000 deg, Vpeak at: 0.000 deg
 Plot centering: On

NSI2000 V4.0.124, Filename:C:\Documents and Settings\NSI\Desktop\20
 Measurement date/time: 5/27/2014 11:23:10 AM, Filetype: NSI-97
 Far-field Cut Analysis:
 Avg value: -7.032 dB
 -3. dB beam width: 54.86 deg
 -6. dB beam width: Not Found
 -10. dB beam width: Not Found
 Left Sidelobe: Not Found
 Right Sidelobe: -16.43 dB at -57.318 deg
 Far-field display setup
 Azimuth (deg)
 Span = 360.00001 deg, Center = 0.000 deg, #pts = 181
 Start = -180.00001 deg, Stop = 180.00001 deg, Delta = 2.000 deg
 Elevation (deg)
 Center = 0.000 deg, #pts = 1

Selected beam(s) 1 of 1
 Beam Frequency Azimuth Elevation Pol

 1 0.868 GHz Azimuth Elevation Single-pol

Performance Data — RETURN LOSS



RF Solutions Ltd. Recycling Notice

Meets the following EC Directives:

DO NOT

Discard with normal waste, please recycle.

ROHS Directive 2011/65/EU and amendment 2015/863/EU

Specifies certain limits for hazardous substances.

WEEE Directive 2012/19/EU

Waste electrical & electronic equipment. This product must be disposed of through a licensed WEEE collection point. RF Solutions Ltd., fulfils its WEEE obligations by membership of an approved compliance scheme. Environment Agency producer registration number: **WEE/JB0104WV**.

Disclaimer:

Whilst the information in this document is believed to be correct at the time of issue, RF Solutions Ltd does not accept any liability whatsoever for its accuracy, adequacy or completeness. No express or implied warranty or representation is given relating to the information contained in this document. RF Solutions Ltd reserves the right to make changes and improvements to the product(s) described herein without notice. Buyers and other users should determine for themselves the suitability of any such information or products for their own particular requirements or specification(s). RF Solutions Ltd shall not be liable for any loss or damage caused as a result of user's own determination of how to deploy or use RF Solutions Ltd's products. Use of RF Solutions Ltd products or components in life support and/or safety applications is not authorised except with express written approval. No licences are created, implicitly or otherwise, under any of RF Solutions Ltd's intellectual property rights. Liability for loss or damage resulting or caused by reliance on the information contained herein or from the use of the product (including liability resulting from negligence or where RF Solutions Ltd was aware of the possibility of such loss or damage arising) is excluded. This will not operate to limit or restrict RF Solutions Ltd's liability for death or personal injury resulting from its negligence.

Waste Batteries and Accumulators Directive 2006/66/EC

Where batteries are fitted, before recycling the product, the batteries must be removed and disposed of at a licensed collection point.