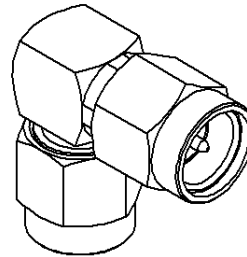
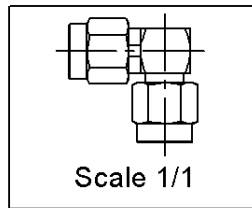
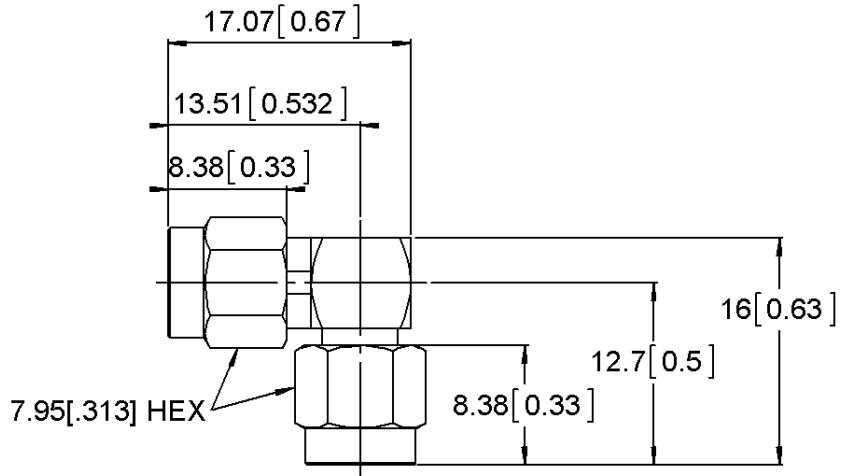
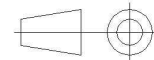


PAGE 1/2	ISSUE 07-04-15E	SERIES SMA	PART NUMBER 5919-9503-001
----------	-----------------	------------	---------------------------



All dimensions are in mm.



COMPONENTS	MATERIALS	PLATING (µm)
Body	<b>STAINLESS STEEL</b>	<b>PASSIVATED</b>
Center contact	<b>BERYLLIUM COPPER, BRASS</b>	<b>GOLD 1.3 OVER NICKEL 2.5</b>
Outer contact		
Insulator	<b>PTFE</b>	
Gasket	<b>SILICONE RUBBER</b>	
Others parts	<b>BRASS, STAINLESS STEEL</b>	<b>PASSIVATED, NICKEL</b>
-	-	-
-	-	-

PAGE 2/2	ISSUE 07-04-15E	SERIES SMA	PART NUMBER 5919-9503-001
----------	-----------------	------------	---------------------------

PACKAGING

Standard	Unit	Other
<b>100</b>	<b>Contact us</b>	<b>Contact us</b>

ELECTRICAL CHARACTERISTICS

Impedance		<b>50</b>	Ω
Frequency		<b>0-18</b>	GHz
VSWR	<b>*1.15</b>	<b>+</b>	<b>0.0050</b> x F(GHz) Maxi
Insertion loss		<b>*.05</b>	√F(GHz) dB Maxi
RF leakage	<b>- (</b>	<b>NA</b>	- F(GHz) dB Maxi
Voltage rating		<b>500</b>	Veff Maxi
Dielectric withstanding voltage		<b>1000</b>	Veff mini
Insulation resistance		<b>5000</b>	MΩ mini

ENVIRONMENTAL

Operating	<b>-65/+165</b>	°C
Hermetic seal	<b>NA</b>	Atm.cm3/s
Panel leakage	<b>NA</b>	

MECHANICAL CHARACTERISTICS

Center contact retention			
Axial force – Mating End		<b>27</b>	N mini
Axial force – Opposite end		<b>27</b>	N mini
Torque		<b>2.8</b>	N.cm mini
Recommended torque			
Mating		<b>90</b>	N.cm
		<b>90</b>	N.cm
		<b>0</b>	N.cm
Panel nut		<b>NA</b>	N.cm
Mating life		<b>500</b>	Cycles mini
Weight		<b>6.1800</b>	g

SPECIFICATION

OTHER CHARACTERISTICS

**\*0-12.4 GHz**