


# SLA36385B Series



## 1. Features of SLA36385B Series :

- Ferrite based SMD inductor with lower core loss.
- Inductance Range: 150.0nH to 470.0nH, Custom values are welcomed.
- High current output chokes, up to 73.0 Amp with approx. 20% roll off.
- Low Profile 9.50 mm Max. height .
- Foot Print 9.00 x 5.00 mm .
- Perfect for high density designs with limited board space.
- Operating frequency up to 5.0 MHz application.
- Operating Temperature Range -55° C to +130° C , RoHs & HF compliance .
- T & R Qty: 500 pcs , 13" Reel ;

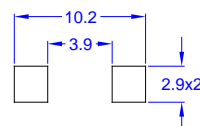
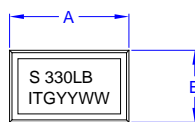


## 2. Electrical Characteristic of SLA36385B Series:

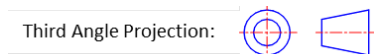
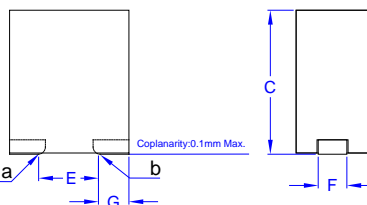
ITG Part Number	OCL <sup>1</sup> (nH) ± 15% or ± 20%	L @ Isat1 <sup>2</sup> (nH) Min.	DCR <sup>3</sup> (mΩ) ± 5%	Isat1 <sup>4</sup> (A) @25°C	Isat2 <sup>4</sup> (A) @75°C	Isat3 <sup>4</sup> (A) @100°C	Irms <sup>5</sup> (A) @25°C
SLA36385B-150L	150.00 ± 15%	105.00	0.40	73.00	67.00	64.00	38.00
SLA36385B-180L	180.00 ± 15%	126.00	0.40	62.00	54.00	53.00	38.00
SLA36385B-210L	210.00 ± 15%	147.00	0.40	48.00	44.00	41.00	38.00
SLA36385B-270L	270.00 ± 15%	189.00	0.40	38.00	35.00	33.00	38.00
SLA36385B-330L	330.00 ± 15%	231.00	0.40	29.00	25.00	24.00	38.00
SLA36385B-470M	470.00 ± 20%	329.00	0.40	21.00	20.00	19.00	38.00

## 3. Mechanical Dimension(Unit : mm):

A	B	C	E	F	G
Max.	Max.	Max.	± 0.30	± 0.20	± 0.20
9.00	5.00	9.50	4.00	2.40	2.50



Suggested Pad Layout



### Notes:

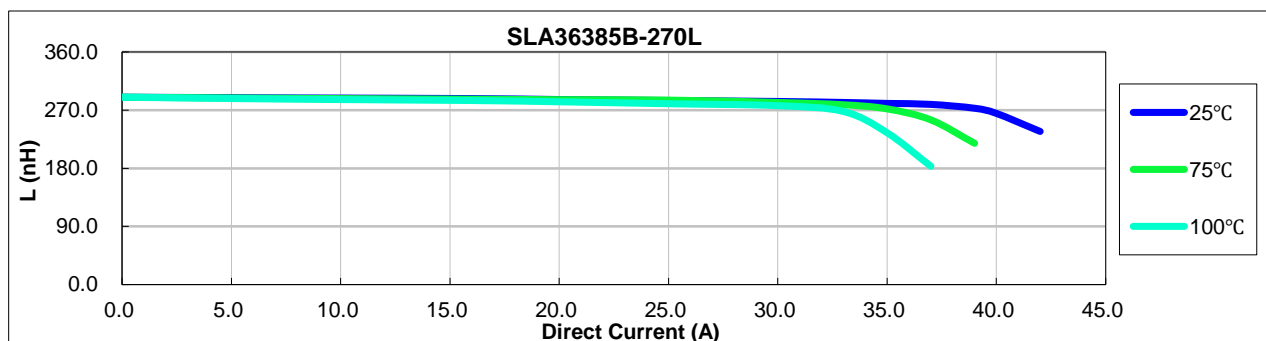
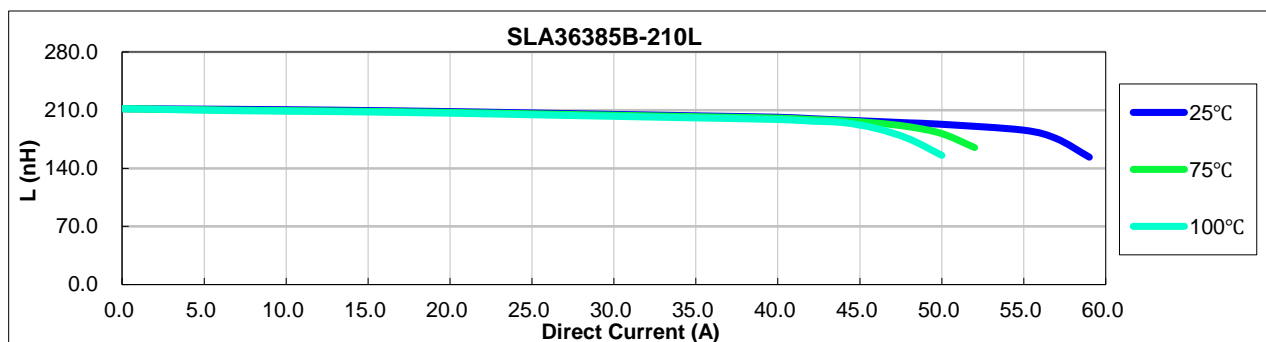
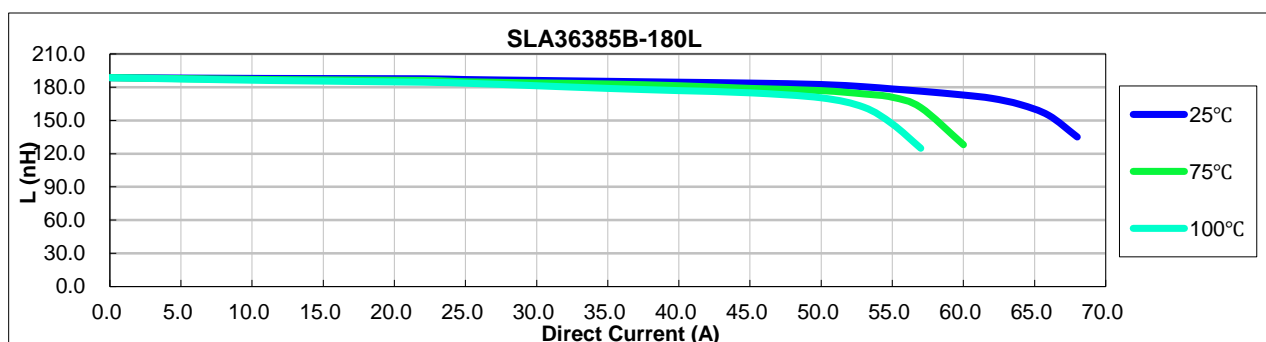
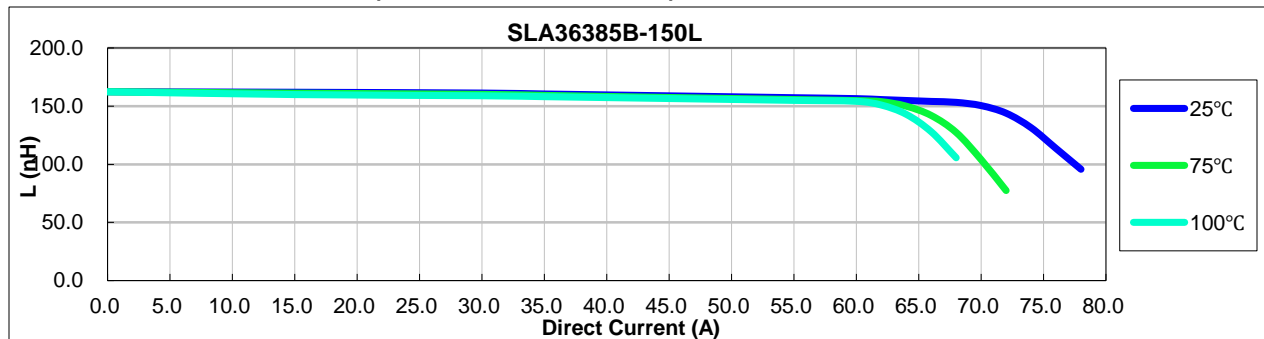
1. Open Circuit Inductance (OCL) test condition:500KHz,0.25Vrms,0A<sub>dc</sub> ,at 25 °C.
2. L @ Isat and L @ Irms Test condition:500KHz,0.25Vrms (Ta=25 °C).
3. The nominal DCR is measured from point "a" to point "b", as shown above on the mechanical drawing (Ta=25°C).
4. Isat1,Isat2 & Isat3 : DC current that will cause inductance to drop approximately by 20%.
5. Irms : DC current for an approximate temperature rise of 40°C without core loss , Derating is necessary for AC currents. PCB pad layout , trace thickness and width , air-flow and proximity of other heat generating components will affect the temperature rise. It is recommended the part temperature not exceed 130 °C under worst case operating conditions verified in the end application.



# SLA36385B Series



## 4. Inductance Characteristics (Inductance vs. Current):





# SLA36385B Series



## 4. Inductance Characteristics (Inductance vs. Current):

